



PATAAGON
we manufacture fun!

PROFESSIONAL CONCESSION EQUIPMENT

2019



pop



crush



pump



spin



heat



Visit us online at manufacturedfun.com



Thank you for your interest in Paragon International's "Made in the USA" Product Catalog!

For the past 50 years, Paragon International has remained committed to providing the highest quality Fun Food Equipment and Supplies in our market. Our customer service and support after the sale set the standard par excellence. Please feel free to contact us directly if you ever have any questions or concerns regarding our products or services.

Thank you for your loyal support. We value your business and your honest feedback and look forward to strengthening existing partnerships and building new relationships. Paragon International promises to provide the innovative products and services that best meet your needs to help lead us all into the future!



manufactured fun

P A R A G O N

At your service,

Dave and Glenda Swegle

Owners








we guarantee
quality



Here among family-owned corn farms in central Iowa, you will find Paragon, a family-owned company that started out making popcorn machines years ago. And after 50 years we haven't changed how we do business; we're still family owned, still in America's heartland, and we remain committed to new technology, quality materials and using a local workforce.

We believe in standing by our products as well, which is why each product is backed by a competitive warranty. Paragon will replace any part, during the warranty period, free of charge to ensure your equipment is always at its peak performance.

Why Paragon?


-  **Quality Over Quantity** – Rather than manufacturing dozens of different models, we offer select, top-quality models and sizes at price points that suit each customer's needs.
-  **Function and Price** – With Paragon equipment, you do not sacrifice quality or function for price. Every machine we make is solidly constructed, user friendly, safe and priced competitively.
-  **Innovation** – We incorporate each customer's ideas to create even better equipment that will meet their needs. We have developed innovations that make our machines easier to use, sturdier and safer.
-  **International Capabilities** – Export models available for most equipment. Please call for a price quote.
-  **Commercial Use or Family Fun** – Many businesses use our equipment as a profit center. Others simply promote goodwill by offering customers a great tasting snack. And families enjoy the home-friendly size and style of a 4-oz. popper.
-  **The Best Warranty in the Business** – With every piece of equipment, you are protected by Paragon's competitive warranty program. No hassles, no headaches – Paragon will replace the malfunctioning part free of charge.
-  **NSF & UL** – Many of our machines are tested to NSF/ANSI Standard 4 by UL. UL independently tests and certifies to nationally recognized standards for safety, performance and sanitation of electronically-powered products.




PARAGON – Manufactured Fun

At Paragon, we design and distribute high-grade concession food equipment, including the market's finest popcorn, cotton candy, sno-cone, warmers, and hot dog machines. Additionally, we sell a complete selection of quality concession supplies. It's what we call manufactured fun. Why? Because businesses, concessionaires and families around the world choose our durable, user-friendly concession equipment to make the fun foods everyone loves.


Our cutting-edge manufacturing process and lean enterprise philosophy eliminate waste and extra steps. These processes keep our prices low and ensures top quality products. Paragon products are manufactured in a state-of-the-art manufacturing facility in Nevada, Iowa.



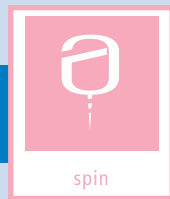
POPCORN MACHINES




SNO-CONE MACHINES



WARMERS WITH PUMPS



COTTON CANDY MACHINES



MACHINES THAT HEAT



LEMONADE & SUMMER

Table of Contents:



PARAGON POPCORN MACHINES, SUPPLIES & ACCESSORIES

Paragon's popcorn machines produce delicious, theater-quality popcorn every time. They feature an anodized aluminum kettle and sturdy cabinet construction. Custom specialty products also available.

| | | |
|-------|--------|--------------------------------|
| Pages | 4, 5 | Theater Pop |
| Page | 6 | Thrifty Pop and Rent-A-Pop |
| Page | 7 | 1911 Style |
| Page | 8 | Contempo Pop and Gatsby |
| Page | 9 | Professional Series |
| Pages | 10 | Cineplex |
| Page | 11 | Pastime Popper and Kettle Korn |
| Pages | 12 | Classic Pop |
| Page | 13, 14 | Popcorn Supplies & Accessories |
| Page | 14 | Customized & Branded Poppers |



PARAGON SNO-CONE MACHINES, SUPPLIES & ACCESSORIES

All Paragon sno-cone machines have powerful motors which can crush more than 500 lbs. of ice per hour. We have six sno-cone models:

| | | |
|------|----|---------------------------------|
| Page | 15 | The Blizzard |
| Page | 15 | 1911 Storm |
| Page | 16 | Arctic Blast |
| Page | 16 | The Cooler |
| Page | 16 | Simply-A-Blast |
| Page | 16 | Port-A-Blast |
| Page | 17 | Sno-Cone Supplies & Accessories |



PUMP DISPENSERS

Paragon is expanding its warmer product line. From our already popular Pro-Style Warmer to the new Pro-Deluxe Warmer we are happy to supply you with equipment that exceeds your expectations!

| | | |
|------|----|---|
| Page | 18 | Pro-Style Warmer |
| Page | 18 | Ay Caramaba! Nacho Cheese Warming Dispenser |
| Page | 19 | Pro-Deluxe Warmers |



PARAGON COTTON CANDY MACHINES, SUPPLIES AND ACCESSORIES

Paragon's cotton candy machines feature an extremely durable tubular heating element and spinning heads that can be easily disassembled and cleaned. We have three cotton candy models.

| | | |
|------|----|--|
| Page | 20 | Cotton Candy Machines |
| Page | 21 | Spin Magic 5 |
| Page | 21 | Classic Floss |
| Page | 22 | Spin Magic 5 QR |
| Page | 23 | Cotton Candy Supplies, Accessories, Carts & Stands |



PARAGON WARMING MACHINES, STEAMERS AND FRYERS

Ideal for use in rental shops, convenience stores, concession stands, vending carts, break rooms, fast food restaurants, snack bars, cafeterias and more!


| | | |
|------|--------|---------------------------------------|
| Page | 24 | Hotdog Carts |
| Page | 25 | Hotdog Steamers |
| Page | 26 | Humidified Display Cabinet |
| Page | 26 | Pro-Series Condiment Servers |
| Page | 26 | Cabinet Warmers |
| Page | 27 | Fryers |
| Page | 28, 29 | Hotdog & Fryer Supplies & Accessories |



LEMONADE & SUMMER STUFF

Paragon's lemonade line of products has what you need to make and merchandise refreshing, flavorful drinks. Paragon's advanced manufacturing capabilities have allowed us the opportunity to enter new markets -- check out our new planters!

| | | |
|------|----|----------------|
| Page | 30 | Lemonade Carts |
| Page | 30 | Planters |



POPCORN MACHINES

Our popcorn machine models vary in style and size, but because we never manufacture out quality to cut costs, all of our poppers have the same features that make them user friendly, easy to maintain and completely safe.

8 oz.

6 oz.

4 oz.



High Output, Hard Coat Anodized Aluminum Kettle for optimum performance and easy cleaning.

Side-Hinged Kettle is simple to operate and easy to clean.

Stainless Steel Foodzone and Tempered Glass Panels are designed for safety and easy cleaning.

Old Maid Drawer collects unpopped kernels, or "old maids," for easy removal and disposal.

Built-in Warming Deck keeps all of the popcorn in the cabinet – not just the top – at the ideal serving temperature.

Presentation Lamp lights the cabinet interior and highlights the popped corn for added impulse sales.

Sturdy Cabinet Construction withstands heavy commercial use without damage.

One Year Warranty

Full parts and/or product replacement warranty for one year.



Theater Pop Machines

Styled just like the poppers you see at the local movie house! Each full-featured machine pops delicious, theater-quality popcorn in 3-5 minutes and is easy to use and maintain. Theater Pop machines are available in: 4, 6, 8, 12, 16 ounce sizes. Tested to NSF/ANSI Standard 4 by ETL • UL 197 • CSA 22.2 NO. 109 • CE. One year warranty.



8 oz.



THEATER POP STANDS

Stands take up less space, plus have two inner shelves for integrated supplies storage. Sturdy, all-steel construction with a chip resistant paint coating designed to give a single unit look.

| PART # | DESCRIPTION | DIMENSIONS |
|---------|------------------------------|-----------------------|
| 3080210 | Small TP-4 oz. Red Stand | 16" w × 14" d × 32" h |
| 3070210 | Medium TP-6, 8 oz. Red Stand | 20" w × 14" d × 32" h |



4 oz.
Theater Pop
machine on
stand



16 oz.

12 oz.

THEATER POP POPCORN MACHINES & CARTS

Carts provide easier access, better merchandising and great mobility. They also feature convenient built-in storage space and break down easily for storage and transportation. Sturdy, all-steel construction with a chip resistant paint coating designed to give a single unit look.

| | |
|-----------------------------|-----------------------------------|
| Model TP-4 | Watts 1200 |
| Kettle Size 4oz. | Plug 15 amp* NEMA 5-15p |
| Part # 1104210 | Output 92 servings per hr. |
| Ideal Cart # 3080010 | WxDxH 16.5"×14.25"×23.5" |
| Export # 1204210 | Ship Wt. 46 lbs. |

| | |
|-----------------------------|------------------------------------|
| Model TP-6 | Watts 1200 |
| Kettle Size 6oz. | Plug 15 amp* NEMA 5-15p |
| Part # 1106110 | Output 113 servings per hr. |
| Ideal Cart # 3070010 | WxDxH 19.75"×14.25"×26.5" |
| Export # 1206110 | Ship Wt. 56 lbs. |

| | |
|-----------------------------|------------------------------------|
| Model TP-8 | Watts 1420 |
| Kettle Size 8oz. | Plug 15 amp* NEMA 5-15p |
| Part # 1108110 | Output 147 servings per hr. |
| Ideal Cart # 3070010 | WxDxH 19.75"×14.25"×29.5" |
| Export # 1208110 | Ship Wt. 60 lbs. |

| | |
|-----------------------------|------------------------------------|
| Model TP-12 | Watts 1790 |
| Kettle Size 12oz. | Plug 15 amp* NEMA 5-15p |
| Part # 1112110 | Output 221 servings per hr. |
| Ideal Cart # 3090010 | WxDxH 24.25"×19.25"×36.5" |
| Export # 1212110 | Ship Wt. 103 lbs. |

| | |
|-----------------------------|------------------------------------|
| Model TP-16 | Watts 2790 |
| Kettle Size 16oz. | Plug 30 amp* NEMA 5-30p |
| Part # 1116110 | Output 295 servings per hr. |
| Ideal Cart # 3090010 | WxDxH 27.25"×19.25"×36.5" |
| Export # 1216110 | Ship Wt. 109 lbs. |

* 240 Volt export version has different amp and plug



4 oz.

8 oz.

| | |
|------------------|----------------------------|
| Model TF-4 | Watts 1200 |
| Kettle Size 4oz. | Plug 15 amp* NEMA 5-15p |
| Part # 1104510 | Output 92 servings per hr. |
| Stand # 3080510 | WxDxH 16.5"×14.25"×23.5" |
| Export # 1204510 | Ship Wt. 41 lbs. |

| | |
|------------------|-----------------------------|
| Model TF-8 | Watts 1420 |
| Kettle Size 8oz. | Plug 15 amp* NEMA 5-15p |
| Part # 1108510 | Output 147 servings per hr. |
| Stand # 3070510 | WxDxH 19.75"×14.25"×29.5" |
| Export # 1208510 | Ship Wt. 55 lbs. |

Thrifty Pop Machines

Paragon's Thrifty Pop equipment is priced affordably so you can offer customers quick, ready-in-minutes popcorn at a highly-profitable price point. It features many of the same great qualities of our other equipment – such as tempered glass panels and a high-output, two-part kettle – while offering you a budget-friendly option for your concession needs. Tested to NSF/ANSI Standard 4 by ETL • UL 197 • CSA 22.2 NO. 109 • CE. One year warranty. Makes a great entry-level machine!



Features:

- Value-priced popcorn equipment
- Easy-to-clean surfaces
- High-output, hard-coat anodized aluminum kettle
- Presentation lamp
- One year warranty
- Made in the U.S.A.



| | |
|----------------------|-----------------------------|
| Model Rent-A-Pop-8 | Watts 1420 |
| Kettle Size 8oz. | Plug 15 amp* NEMA 5-15p |
| Part # 1108150 | Output 147 servings per hr. |
| Ideal Cart # 3070510 | WxDxH 19.75"×14.25"×29.5" |
| Export # 1208510 | Ship Wt. 64 lbs. |

* 240 Volt export version has different amp and plug

The Rent-A-Pop Machine

The rental market poses two unique challenges: ease of transportation and lack of power. Based on Paragon's top-selling Theater Pop Series, this innovative popper was created specifically for rental companies and those in need of a portable popcorn machine. Each full featured Rent-A-Pop 8 ounce machine pops delicious, theater-quality popcorn in 3-5 minutes, is easy to use and easy to maintain. The unit is equipped with heavy duty, load-rated, padded handles that snap flat when not in use. Tested to NSF/ANSI Standard 4 by ETL • UL 197 • CSA 22.2 NO. 109 • CE. One year warranty.

Features:

- High output, hard coat anodized aluminum kettle - easy to clean
- Side-hinged Kettle
- Stainless steel food zone and polycarbonate panels
- Built In Warming Deck



1911 Machines

Nostalgia combined with new technology! The antique styling of the 1911 is reminiscent of the poppers used by American street vendors almost 100 years ago. These models pair old-fashioned flair with our newest innovations including side-hinged, anodized aluminum kettles and extruded side post construction. 1911 machines are available in: 4, 6, 8 ounce sizes. Tested to NSF/ANSI Standard 4 by ETL • UL 197 • CSA 22.2 NO. 109 • CE. One year warranty.



1911 STANDS

Stands take up less space, plus have two inner shelves for integrated supplies storage. Sturdy, all-steel construction with a chip resistant paint coating designed to give a single unit look.

| PART # | DESCRIPTION | DIMENSIONS |
|---------|-------------------------------|--------------------|
| 3080910 | Small 1911-4 oz. Red Stand | 16"w x 16"d x 32"h |
| 3070910 | Med. 1911-6, 8 oz. Red Stand | 20"w x 16"d x 32"h |
| 3080920 | Small 1911-4 oz. Black Stand | 16"w x 16"d x 32"h |
| 3070920 | Medium 1911-8 oz. Black Stand | 20"w x 16"d x 32"h |



Looking for concessions?
See page 12 for
popcorn supplies!



1911 POPCORN MACHINES & CARTS

Carts provide easier access, better merchandising and great mobility. They also feature convenient built-in storage space and break down easily for storage and transportation. Sturdy, all-steel construction with a chip resistant paint coating designed to give a single unit look.

| | |
|-------------------------|-------------------------------|
| Model 1911-4 RED | Watts 1100 |
| Kettle Size 4oz. | Plug 15 amp* NEMA 5-15p |
| Part # 1104110 | Output 92 servings per hr. |
| Ideal Cart # 3080010 | WxDxH 18.25" x 18.25" x 24.5" |
| Export # 1204110 | Ship Wt. 48 lbs. |

| | |
|-------------------------|-----------------------------|
| Model 1911-6 RED | Watts 1200 |
| Kettle Size 6oz. | Plug 15 amp* NEMA 5-15p |
| Part # 1106910 | Output 113 servings per hr. |
| Ideal Cart # 3070010 | WxDxH 21.75" x 18.25" x 27" |
| Export # 1206910 | Ship Wt. 64 lbs. |

| | |
|-------------------------|-----------------------------|
| Model 1911-8 RED | Watts 1420 |
| Kettle Size 8oz. | Plug 15 amp* NEMA 5-15p |
| Part # 1108910 | Output 147 servings per hr. |
| Ideal Cart # 3070010 | WxDxH 21.75" x 18.25" x 30" |
| Export # 1208910 | Ship Wt. 68 lbs. |

| | |
|-------------------------|-------------------------------|
| Model 1911-4 BLK | Watts 1100 |
| Kettle Size 4oz. | Plug 15 amp* NEMA 5-15p |
| Part # 1104820 | Output 92 servings per hr. |
| Ideal Cart # 3080820 | WxDxH 18.25" x 18.25" x 24.5" |
| Export # 1204820 | Ship Wt. 48 lbs. |

| | |
|-------------------------|-----------------------------|
| Model 1911-8 BLK | Watts 1420 |
| Kettle Size 8oz. | Plug 15 amp* NEMA 5-15p |
| Part # 1108820 | Output 147 servings per hr. |
| Ideal Cart # 3070820 | WxDxH 21.75" x 18.25" x 30" |
| Export # 1208820 | Ship Wt. 68 lbs. |

* 240 Volt export version has different amp and plug

CONTEMPO POP POPCORN MACHINES & CARTS

| | |
|-------------------------|----------------------------|
| Model CP-4 | Watts 1100 |
| Kettle Size 4oz. | Plug 15 amp* NEMA 5-15p |
| Part # 1104220 | Output 92 servings per hr. |
| Ideal Cart # 3080020 | WxDxH 16.5"×14.25"×23.5" |
| Export # 1204220 | Ship Wt. 46 lbs. |

| | |
|-------------------------|-----------------------------|
| Model CP-6 | Watts 1200 |
| Kettle Size 6oz. | Plug 15 amp* NEMA 5-15p |
| Part # 1106220 | Output 113 servings per hr. |
| Ideal Cart # 3070020 | WxDxH 19.75"×14.25"×26.5" |
| Export # 1206220 | Ship Wt. 56 lbs. |

| | |
|-------------------------|-----------------------------|
| Model CP-8 | Watts 1420 |
| Kettle Size 8oz. | Plug 15 amp* NEMA 5-15p |
| Part # 1108220 | Output 147 servings per hr. |
| Ideal Cart # 3070020 | WxDxH 19.75"×14.25"×29.5" |
| Export # 1208220 | Ship Wt. 60 lbs. |

Contempo Pop Machines

Our streamlined but full-featured Contempo Pop machines have a modern look well suited for many businesses, clubs, bars and homes. Contempo Pop machines are available in: 4, 6, 8 ounce sizes. Tested to NSF/ANSI Standard by ETL • UL 197 • CSA 22.2 NO. 109 • CE. One year warranty.



4 oz.
on cart



4 oz. Black

Economy
Style!

| | |
|---------------------------|----------------------------|
| Model Gatsby-4 RED | Watts 1200 |
| Kettle Size 4oz. | Plug 15 amp* NEMA 5-15p |
| Part # 1104530 | Output 92 servings per hr. |
| Stand # 3080520 | WxDxH 16.5"×14.25"×23.5" |
| Export # 1204530 | Ship Wt. 41 lbs. |

| | |
|---------------------------|----------------------------|
| Model Gatsby-4 BLK | Watts 1200 |
| Kettle Size 4oz. | Plug 15 amp* NEMA 5-15p |
| Part # 1104520 | Output 92 servings per hr. |
| Stand # 3080520 | WxDxH 16.5"×14.25"×23.5" |
| Export # 1204520 | Ship Wt. 41 lbs. |

Red
Gatsby
machine on
standard
stand



The Gatsby Machines

The Gatsby features many of the same great qualities of our other equipment -such as tempered glass panels and a high-output kettle - as a budget-friendly option. Available in 4 ounce size. Tested to NSF/ANSI Standard 4 by ETL • UL 197 • CSA 22.2 NO. 109 • CE. One year warranty.

Features:

- Value-priced popcorn equipment
- Easy-to-clean surfaces
- High-output, hard-coat anodized aluminum kettle
- Presentation lamp
- Made in the U.S.A.

STANDARD STANDS

Economy choice. These stands feature same quality design without the door. Will fit Thrifty Pop-4, 1911-4, Gatsby-4 or Theater Pop-4 poppers. Red powder coat finish. Stainless Steel top to match anodized corner posts on poppers.

| PART # | DESCRIPTION | DIMENSIONS |
|---------|--------------------|-----------------------|
| 3080520 | Standard Red Stand | 16" w × 14" d × 32" h |

* 240 Volt export version has different amp and plug

Professional Series Machines

Paragon developed this line of poppers by incorporating its trademark Theater Pop design. We then replaced all painted parts with commercial gauge stainless steel and added lighted switches to provide improved ease-of-use. Finally, simple and functional labeling was used. The result is a durable, attractive machine that will complement many home and office environments or offer commercial users the best in long-term durability. Professional Series machines are available in: 4, 6, 8, 12, 16 ounce sizes. Tested to NSF/ANSI Standard 4 by ETL • UL 197 • CSA 22.2 NO. 109 • CE. One year warranty.



PROFESSIONAL SERIES POPCORN MACHINES & CARTS

Carts provide easier access, better merchandising and great mobility. They also feature convenient built-in storage space and break down easily for storage and transportation. Sturdy, all-steel construction, featuring a special textured black powder-coat finish that compliments the machine perfectly.

| | |
|-----------------------------|-----------------------------------|
| Model PS-4 | Watts 1200 |
| Kettle Size 4oz. | Plug 15 amp* NEMA 5-15p |
| Part # 1104710 | Output 92 servings per hr. |
| Ideal Cart # 3080710 | WxDxH 16.5"×14.25"×23.5" |
| Export # 1204710 | Ship Wt. 46 lbs. |

| | |
|-----------------------------|------------------------------------|
| Model PS-6 | Watts 1200 |
| Kettle Size 6oz. | Plug 15 amp* NEMA 5-15p |
| Part # 1106710 | Output 113 servings per hr. |
| Ideal Cart # 3070710 | WxDxH 19.75"×14.25"×26.5" |
| Export # 1206710 | Ship Wt. 56 lbs. |

| | |
|-----------------------------|------------------------------------|
| Model PS-8 | Watts 1420 |
| Kettle Size 8oz. | Plug 15 amp* NEMA 5-15p |
| Part # 1108710 | Output 147 servings per hr. |
| Ideal Cart # 3070710 | WxDxH 19.75"×14.25"×29.5" |
| Export # 1208710 | Ship Wt. 60 lbs. |

| | |
|-----------------------------|------------------------------------|
| Model PS-12 | Watts 1790 |
| Kettle Size 12oz. | Plug 15 amp* NEMA 5-15p |
| Part # 1112710 | Output 221 servings per hr. |
| Ideal Cart # 3090710 | WxDxH 24.25"×19.25"×36.5" |
| Export # 1212710 | Ship Wt. 103 lbs. |

| | |
|-----------------------------|------------------------------------|
| Model PS-16 | Watts 2790 |
| Kettle Size 16oz. | Plug 30 amp* NEMA 5-30p |
| Part # 1116710 | Output 295 servings per hr. |
| Ideal Cart # 3090710 | WxDxH 27.25"×19.25"×36.5" |
| Export # 1216710 | Ship Wt. 109 lbs. |

* 240 Volt export version has different amp and plug



PROFESSIONAL SERIES STANDS

Stands take up less space, plus have two inner shelves for integrated supplies storage. Sturdy, all-steel construction with a chip resistant paint coating designed to give a single unit look.

| PART # | DESCRIPTION | DIMENSIONS |
|---------|------------------------------|--------------------|
| 3080720 | Small TP-4 oz. Red Stand | 16"w × 14"d × 32"h |
| 3070720 | Medium TP-6, 8 oz. Red Stand | 20"w × 14"d × 32"h |





4 oz. Red
Cineplex
on Stand

CINEPLEX POPCORN MACHINES & STANDS

We also have coordinating stands for each color, with coordinating graphics, which were designed to fit each popper perfectly for a "single unit" look. Sturdy all-steel construction with chip resistant powder coat finish. Wrap around door design hides the door! Easy access 2-shelf storage area.

| | |
|-------------------------|----------------------------|
| Model Cin-4 RED | Watts 1200 |
| Kettle Size 4oz. | Plug 15 amp* NEMA 5-15p |
| Part # 1104800 | Output 92 servings per hr. |
| Stand # 3080800 | WxDxH 16"x14"x32" |
| Export # 1204800 | Ship Wt. 41 lbs. |

| | |
|-------------------------|----------------------------|
| Model Cin-4 YEL | Watts 1200 |
| Kettle Size 4oz. | Plug 15 amp* NEMA 5-15p |
| Part # 1104850 | Output 92 servings per hr. |
| Stand # 3080850 | WxDxH 16"x14"x32" |
| Export # 1204850 | Ship Wt. 41 lbs. |

| | |
|-------------------------|----------------------------|
| Model Cin-4 COP | Watts 1200 |
| Kettle Size 4oz. | Plug 15 amp* NEMA 5-15p |
| Part # 1104810 | Output 92 servings per hr. |
| Stand # 3080810 | WxDxH 16"x14"x32" |
| Export # 1204810 | Ship Wt. 41 lbs. |

* 240 Volt export version has different amp and plug

Cineplex Machines

Designed with the home user in mind, we placed the cord in the back and the graphics and storage door facing the operator. No brainers that make this a great consumer product! This 4 ounce machine comes in 3 colors and styles, and was specifically designed to fit the décor of today's home theater and game rooms. Tested to NSF/ANSI Standard 4 by ETL • UL 197 • CSA 22.2 NO. 109 • CE.



Features:

- New colors and pitted, powder coat material treatment that is all the rage in high-end home accents.
- High output, hard coat anodized aluminum kettle – easy to clean
- Stainless steel food zone and tempered glass panels
- Matching color stand built to fit for a custom "single unit" look.
- Cord is located in the back, allowing you to place the machine against the wall making it more convenient for home use.
- Old maid drawer
- Built in warming deck
- Presentation lamp
- Sturdy steel cabinet construction
- One year warranty.

Pops 92 one-ounce servings per hour. Perfect for the game room!

Paragon will replace any part during the one year warranty period, free of charge to ensure your equipment is always at its peak performance.

Pastime Popper

Timeless. Innovative. Charming. Elegant. These are the words often used to describe the retro design of the Paragon Pastime Popper. Styled like 1960's appliances, the Pastime Popper custom builds vintage-styles poppers with a combination of faux wood metal corner posts, stainless steel and the latest in modern popcorn technology and features. The full-featured machine pops delicious, theater-quality popcorn in 3-5 minutes, is easy to use and easy to maintain. This popcorn machine creates 147 one-ounce servings per hour for maximum output, and its spring-assisted kettle makes it easy to unload popcorn when it's done cooking. The aerated warming deck keeps your food warm while the old maid drawer catches spent kernels and bits for easy cleaning.



Features:

- High-output, hard-coat anodized aluminum kettle
- Side-hinged kettle
- Faux wood corner posts
- Sturdy cabinet construction
- Stainless steel food zone and tempered glass panels
- Built-in warming deck
- Includes plastic popcorn scoop
- Old maid drawer
- Presentation lamp
- One year warranty



PASTIME POPCORN MACHINE

| | |
|-------------------------|------------------------------------|
| Model Pastime | Watts 1420 |
| Kettle Size 8oz. | Plug 12 amp NEMA 5-15p |
| Part # 1108720 | Output 147 servings per hr. |
| Ideal Cart # | WxDxH 19.75"×14.25"×29.5" |
| Export # | Ship Wt. 60 lbs. |

KETTLE KORN MACHINE

| | |
|---------------------------|------------------------------------|
| Model Kettle Korn | Watts 1200 |
| Kettle Size 6oz. | Plug 10 amp NEMA 5-15p |
| Part # 1106450 | Output 113 servings per hr. |
| Ideal Cart 3070450 | WxDxH 16.5"×14.25"×23.5" |
| Export # | Ship Wt. 56 lbs. |

Kettle Korn

Specially designed for sweet "kettle korn", easy-to-clean kettle, rapid-heating high-output kettle, simple controls for convenient operation, warming deck and kernel catcher. Each full-featured machine pops delicious, theater-quality popcorn in 3-5 minutes, is easy to use and easy to maintain. This popcorn machine creates 113 one-ounce servings per hour for maximum output, and its spring-assisted kettle makes it easy to unload popcorn when it's done cooking. Its four-switch operation lets you effortlessly set this popcorn popper up, and the kettle "ready" lights let you know when you can add ingredients for cooking. The poppers aerated warming deck will keep your food warm while catching kernels and smaller bits for easy cleaning.

Features:

- High-output, hard-coat anodized aluminum kettle
- Specially designed for sweet "kettle korn"
- Side-hinged kettle
- Sturdy cabinet construction
- Stainless steel food zone and tempered glass panels
- Built-in warming deck
- Includes plastic popcorn scoop
- Old maid drawer
- Presentation lamp
- One year warranty
- Tested to NSF/ANSI Standard 4 by ETL
- UL 197 • CSA 22.2 NO. 109 • CE



Classic Pop Machines

Styled just like the poppers you see at the local movie house, the Classic Pop line has a bright cabinet and classic graphics that fit almost any décor. Each full-featured machine pops delicious, theater-quality popcorn in 3-5 minutes, is easy to use and easy to maintain. Both high-volume machines are ideal for larger venues including: convention centers, arenas and amusement parks. The introduction of the Classic Pop allows Paragon to offer a larger practical popper at a competitive price point. Classic Pop machines are available in: 14, 16, & 20 ounce sizes. One year warranty.



14 oz.

Features:

- High output, hard coat anodized aluminum kettle - easy to clean
- Side-hinged Kettle
- Sturdy Cabinet Construction
- Stainless steel food zone and tempered glass panels
- Built In Warming Deck
- Stainless Steel Base
- Old Maid Drawer
- Infrared Toughcoat™ Heat Lamp



CLASSIC POP STANDS

Stands take up less space, plus have two inner shelves for integrated supplies storage. Sturdy, all-steel construction with a chip resistant paint coating designed to give a single unit look.

| PART # | DESCRIPTION | DIMENSIONS |
|---------|-------------------------|--------------------|
| 3090310 | Large CLP-14oz. Stand | 24"w x 20"d x 32"h |
| 3100310 | Large CLP-16oz. Stand | 27"w x 21"d x 32"h |
| 3200310 | X-Large CLP-20oz. Stand | 29"w x 21"d x 32"h |



20 oz.



16 oz.

CLASSIC POP POPCORN MACHINES & CARTS

Carts provide easier access, better merchandising and great mobility. They also feature convenient built-in storage space and break down easily for storage and transportation. Sturdy, all-steel construction, featuring a special textured black powder-coat finish that compliments the machine perfectly.

| | |
|-----------------------------|------------------------------------|
| Model CLP-14 | Watts 2790 |
| Kettle Size 14oz. | Plug 15 amp* NEMA 5-15p |
| Part # 1112810 | Output 240 servings per hr. |
| Ideal Cart # 3090030 | WxDxH 24.5"×19.25"×36.5" |
| Export # 1212810 | Ship Wt. 109 lbs. |

| | |
|-----------------------------|------------------------------------|
| Model CLP-16 | Watts 2790 |
| Kettle Size 16oz. | Plug 30 amp* NEMA 5-30p |
| Part # 1116810 | Output 295 servings per hr. |
| Ideal Cart # 3090030 | WxDxH 27.25"×19.25"×36.5" |
| Export # 1216810 | Ship Wt. 109 lbs. |

| | |
|--------------------------|------------------------------------|
| Model CLP-20 | Watts 2790 |
| Kettle Size 20oz. | Plug 30 amp* NEMA 5-30p |
| Part # 1120810 | Output 400 servings per hr. |
| Stand # 3200310 | WxDxH 29.25"×21.25"×36.5" |
| Export # 1220810 | Ship Wt. 109 lbs. |

* 240 Volt export version has different amp and plug

POPCORN SUPPLIES and ACCESSORIES

We've expanded our line of fun food supplies so now you can get the industry's best fun food equipment and top quality supplies all from one company – Paragon. Same day shipping on most orders received by 2 p.m. (CST), Monday through Friday! Call for Details. Great selection, highest quality, no hassle delivery, competitive pricing. Your satisfaction is guaranteed.

Portion Packs

Country Harvest Tri-pack Portion Packs



Using these pre-measured packs of corn, coconut oil and seasoning cuts waste and saves money! Available in a variety of sizes for all your machines.

Tri-Pack – Regular Case (24 packs per case)

| | |
|------------|-----------------------|
| Part #1000 | Use in 4 oz. Poppers |
| Part #1002 | Use in 6 oz. Poppers |
| Part #1001 | Use in 8 oz. Poppers |
| Part #1003 | Use in 12 oz. Poppers |

Tri-Pack – Mega Case (40 packs per case)

| | |
|------------|----------------------|
| Part #1100 | Use in 4 oz. Poppers |
| Part #1102 | Use in 6 oz. Poppers |
| Part #1101 | Use in 8 oz. Poppers |

Tri-Pack – Mega Case (3 packs of 24/72 total)

| | |
|------------|-----------------------|
| Part #1103 | Use in 12 oz. Poppers |
|------------|-----------------------|

Country Harvest Healthy Choice Tri-pack Portion Packs



Using these pre-measured packs of corn, sunflower oil and seasoning cuts waste and saves money! Portioned for a 4 oz. machine. 24 packs per case.

Part #2000

Kettle Korn Portion Packs



Our special sweet kettle corn mix with that unique taste we all love is now easy to get from your popper. Portioned for a 6 oz. machine. 24 packs per case.

Part #1009

Starter Packs



Everything you need to get popping! Each pack combines a case of 24 packs of popcorn, 1,000 paper bags (Part #1029), and a metal scoop (Part #1042).*

Starter Packs – Regular Case (24 packs per case)

| | |
|------------|----------------------|
| Part #1085 | Use in 4 oz. Poppers |
| Part #1086 | Use in 6 oz. Poppers |
| Part #1087 | Use in 8 oz. Poppers |

Oils & Salts



Butter Flavored Seasoning Salt

A dash of butter flavor. Pops color free.

Part #1011 (1 Liter Bottle)



Coconut Oil

Get great theater-quality taste with coconut oil. One gallon.

Part #1015



Canola Oil

If you desire a healthier choice, canola is for you. One gallon.

Part #1017



Odell's Popcorn Topping

Supur-Kist Two is the most popular buttery flavored premium topping used in the concession industry today. For a healthier option try our NT line, which contains no trans fat.

Part #2016NT (gallon)

Part #2017NT Case (6, gallon)

Shake-On Flavors



Country Harvest Shake-on Flavoring

Add some flavor to your popcorn by adding some of our premium shake-on flavoring.

Part #6032
Part #6034
Part #6036
Part #6037
Part #6038
Part #6040

White Cheddar
Ranch
Nacho Cheese
Kettle Korn
Jalapeno
Variety Pack

Popcorn Bags, Boxes & Cups

Paper Bags

Economy priced paper bags. Three sizes. 1,000 bags per case.*

Part #1029 (1oz)
2" d x 3.5" w x 8" h

Part #1030 (1.5oz)
2.5" d x 4" w x 8.25" h

Part #1036 (2oz)
2.5" d x 5.25" w x 12" h



BAG DESIGNS
MAY VARY

Butter Bags

Coated flat bottom bags; butter topping won't leak. Three sizes. 100 per case.*

Part #1060 (1.5oz)
2.5" d x 4.25" w x 8.25" h

Part #1061 (3oz)
3.25" d x 5.5" w x 8.3125" h

Part #1062 (5oz)
3.5" d x 7.5" w x 9.5" h



BAG DESIGNS
MAY VARY

Buckets

Easy-to-fill buckets with fresh popcorn design. Four sizes.*

Part #1064 (32oz)
4.5" dia. x 5.75" h (100/case)

Part #1065 (46oz)
4.75" dia. x 7" h (100/case)

Part #1066 (85oz)
7" dia. x 6.5" h (50/case)

Part #1067 (130oz)
7.5" dia. x 8.5" h (50/case)



BUCKET DESIGNS
MAY VARY

* BAG & BUCKET
DESIGNS MAY VARY
AND ARE SUBJECT
TO CHANGE.

Boxes

Classic red and white striped boxes that close at top. Four sizes.

Part #1070 (.74oz)
2" d x 4" w x 6.5" h (100/case)

Part #1071 (.95oz)
2" d x 4.375" w x 7" h (100/case)

Part #1072 (1.25oz)
2" d x 4.75" w x 7.5" h (100/case)

Part #1073 (2.3oz)
2.5" d x 5.75" w x 8.5" h (50/case)



Scoop Boxes

Easy-to-fill boxes stand up on their own. Two sizes. 100 per case.

Part #1044 (.79oz)
3.5" d x 3.5" w x 6.25" h

Part #1045 (1.75oz)
4" d x 4" w x 8" h





Bulk Bag Popcorn -

Get a 12.5 lb. bag of quality corn or save by buying in bulk! Either combining 4 bags for 50 lbs. & save or get the extra large 50 lb. bag for the big user. (Special shipping – please call.)

Part #1022 (12.5 lbs. Bag)

Part #1020 (4, 12.5 lbs. Bags)

Part #1021 (50 lbs. Bag)



Yellow Plastic Popcorn Scoop

Standard scoop.

Part #1040



Stainless Steel Speed Scoop

Heavy duty for a lifetime of usage. Fill buckets and bags quickly. Left or right hand operation.

Part #1041 (Small Scoop)

Part #1042 (Large Scoop)



LED Sign

Display this sign to increase visibility and sales. Hanging kit included.

Dimensions: 12.75"h x 21.75"w

Part #1098

Private-Label

Paragon's manufacturing capabilities allow us to build private label machines for large retail partners.

Paragon's capabilities extend beyond paint and decals. With US-based engineers, an advanced manufacturing plant and a highly skilled work force, we can design and build products to fit any high volume opportunity.



Vintage Pop
Exclusive for Sam's Club



Standard Pop
Exclusive for Amazon

For Amazon, we introduced the Standard Pop Series popcorn equipment line which includes 4 and 8 ounce machines with matching carts and stands.

At Sam's Club, we built the Vintage Pop line of popcorn machines. The private label offering includes a full-line of equipment including 4, 6, 8, 12, 16 and 20 ounce machines with matching carts and stands.

Customized & Branded Poppers

We build custom machines and products for some of the best known brands across the country. It's a great way to increase brand recognition, leverage your associations and promote your products. Customers and collectors alike enjoy our specially-designed poppers – Please call Paragon directly to discuss how you can take advantage of branded and customized concession equipment.

Promote your company or school with personalized poppers!

Art & Customization Charges

Lead times and additional costs apply for Paragon to process and build special orders.

Some customized machines that contain branded logos may need approval. Additional charges may apply if artwork is not provided.





SNO-CONE MACHINES

Our sno-cone machines have powerful motors, sturdy cabinets and attention-getting graphics. Just add syrup to crushed ice for great profits! We have six models to suit every customer's needs. All of Paragon's sno-cone machines are tested to NSF/ANSI Standard 4 by ETL • UL 195 • CSA 22.2 NO. 109 • CE.



SNO-CONE MACHINE CARTS

| PART # | DESCRIPTION | DIMENSIONS |
|---------|---------------------------|--------------------|
| 3080030 | Blast Cart | 34"w × 21"d × 33"h |
| 3050010 | 1911/Blizzard/Cooler Cart | 38"w × 21"d × 33"h |

Increase your sales and convenience with a spoke-wheel, sno-cone cart. Our steel carts – custom designed for Paragon sno-cone machines – are finished with powder coat paint that resists chipping. Carts have a storage area and are easy to break down for storage and transportation.

One year warranty
Our sno-cone machines include a one year parts and or replacement warranty on defective components

Heavy-Duty Motor produces with 1/3 horsepower, 1725-RPM to shave more than 500 lbs. of cube or chunk ice per hour.

Cast Aluminum Components include the horns, pushers and shaver head. Plus, the shaver head assembly has two, high-grade stainless steel blades that are adjustable and easy to replace.



Looking for concessions? See page 17 for sno-cone supplies!

The Blizzard Sno-Cone Machine



Cup Dispenser Included!

Features:

- Sturdy stainless steel and aluminum construction. Chip-resistant finish.
- Impact resistant acrylic panels safe, easy to clean and tinted blue to shade the ice from quick melt down.
- Slanted drain deck – removable, food grade plastic tray drains moisture away from the ice and extends shelf life.
- Back-lit sign.
- Lighted serving compartment.
- 36-inch tube drains excess water.
- Durable double doors.
- Serving scoop included.

| | |
|----------------------|-------------------------|
| Model The Blizzard | Watts 792 |
| Size ½ HP motor | Plug 15 amp* NEMA 5-15p |
| Part # 6133210 | Output 500 lbs. an hour |
| Ideal Cart # 3050010 | WxDxH 20"×16"×26" |
| Export # 6233210 | Ship Wt. 66 lbs. |

* 240 Volt export version has different amp and plug

1911 Sno-Storm Sno-Cone Machine

Features:

- Sturdy stainless steel and aluminum construction. Chip-resistant finish.
- Impact resistant acrylic panels safe, easy to clean and tinted blue to shade the ice from quick melt down.
- Slanted drain deck – removable, food grade plastic tray drains moisture away from the ice and extends shelf life.
- Backlit sign.
- Lighted serving compartment.
- 36-inch tube drains excess water.
- Durable double doors.
- Serving scoop included.



Cup Dispenser Included!

| | |
|----------------------|-------------------------|
| Model 1911 Sno | Watts 792 |
| Size ½ HP motor | Plug 15 amp* NEMA 5-15p |
| Part # 6133110 | Output 500 lbs. an hour |
| Ideal Cart # 3050010 | WxDxH 20"×16"×26" |
| Export # 6233110 | Ship Wt. 75 lbs. |

* 240 Volt export version has different amp and plug

The Arctic Blast Sno-Cone Machine



Features:

- Sturdy stainless steel and aluminum construction. Chip-resistant finish.
- Impact resistant acrylic panels safe, easy to clean and tinted blue to shade the ice from quick melt down.
- Slanted drain deck – removable, food grade plastic tray drains moisture away from the ice and extends shelf life.
- 36-inch tube drains excess water.
- Durable door.
- Serving scoop included.
- Optional cup dispenser available.
- Great size for rental purposes!

| | |
|----------------------|-------------------------|
| Model Arctic Blast | Watts 792 |
| Size 1/3 HP motor | Plug 15 amp* NEMA 5-15p |
| Part # 6133310 | Output 500 lbs. an hour |
| Ideal Cart # 3080030 | WxDxH 16"x14"x24" |
| Export # 6233310 | Ship Wt. 50 lbs. |

* 240 Volt export version has different amp and plug

The Cooler Sno-Cone Machine

Features:

- Award-winning streamlined shape.
- Lightweight Frame.
- Smooth-glide Wheels.
- Rugged roto-rast polyethylene body.
- Slanted drain deck – food grade plastic tray drains moisture away from the ice and extends shelf life.
- 36-inch tube drains excess water.
- Hard-wearing metal components.
- Open back allows for easy access.
- Serving scoop included.
- Great size for rental purposes!

Cup Dispenser Included!



| | |
|----------------------|-------------------------|
| Model The Cooler | Watts 792 |
| Size 1/3 HP motor | Plug 15 amp NEMA 5-15p |
| Part # 6133410 | Output 500 lbs. an hour |
| Ideal Cart # 3050010 | WxDxH 24"x16"x24" |
| Export # ----- | Ship Wt. 50 lbs. |

* 240 Volt export version has different amp and plug

Simply-A-Blast Sno-Cone Machine



Features:

- Sturdy stainless steel and aluminum construction. Chip-resistant finish.
- Impact resistant acrylic panels safe, easy to clean and tinted blue to shade the ice from quick melt down.
- Slanted drain deck – removable, food grade plastic tray drains moisture away from the ice and extends shelf life.
- 36-inch tube drains excess water.
- Durable door.
- Serving scoop included.
- Optional cup dispenser available.
- Great size for rental purposes!

| | |
|----------------------|-------------------------|
| Model Simply-A-Blast | Watts 792 |
| Size 1/3 HP motor | Plug 15 amp* NEMA 5-15p |
| Part # 6133300 | Output 500 lbs. an hour |
| Ideal Cart # 3080030 | WxDxH 16"x14"x24" |
| Export # 6233300 | Ship Wt. 45 lbs. |

* 240 Volt export version has different amp and plug

Port-A-Blast Sno-Cone Machine

Features:

- Heavy-duty aluminized metal.
- Easy slide NSF approved plastic ice tub.
- Great for high volume, 2-person service.
- Utilizes the same 1/3 HP, 500 lb. ice production motor as other Paragon Sno-Cone machines.
- Serving scoop included.



| | |
|----------------------|-------------------------|
| Model Port-A-Blast | Watts 792 |
| Size 1/3 HP motor | Plug 15 amp* NEMA 5-15p |
| Part # 6133510 | Output 500 lbs. an hour |
| Ideal Cart # 3050010 | WxDxH 22"x17"x16" |
| Export # 6233510 | Ship Wt. 43 lbs. |

* 240 Volt export version has different amp and plug

SNO-CONE SUPPLIES and ACCESSORIES

We've expanded our line of fun food supplies so now you can get the industry's best fun food equipment and top quality supplies all from one company – Paragon. Same day shipping on most orders received by 2 p.m. (CST), Monday through Friday! Call for Details. Great selection, highest quality, no hassle delivery, competitive pricing. Your satisfaction is guaranteed.

Snow Syrups



Motla Syrups Premium RTU Gallons

Part #6301 Tigers Blood
Part #6302 Blue Raspberry
Part #6303 Fresh Strawberry
Part #6304 Wild Cherry
Part #6305 Watermelon
Part #6306 Grape
Part #6308 Lemon Lime
Part #6309 Red Raspberry
Part #6310 Pink Bubblegum
Part #6311 Green Apple
Part #6313 Piña Colada
Part #6316 Cotton Candy
Part #6325 Orange



Motla Syrups Sugar Free RTU Gallons

Part #6201 Tigers Blood
Part #6202 Blue Raspberry
Part #6203 Fresh Strawberry
Part #6204 Cherry
Part #6206 Grape
Part #6208 Lemon Lime

Serving Supplies



CUP DESIGNS
MAY VARY

* CUP DESIGNS MAY VARY AND ARE
SUBJECT TO CHANGE.



Sno-Cone Cups

The standard sno-cone cup.
Inexpensive and enough to last.
5.75 oz. paper cones.
1,000/case. *

Part #6500

Spoon Straws

Each package includes blue,
green, yellow and red spoon
straws. 200/pkg.

Part #6510



Syrup Pump

One oz. per pump. Heavy-
duty plastic pump screws right
into plastic gallon jug for easy
dispensing.

Part #6600



Sno-Cone Dipper

The Sno Cone dipper is a useful
tool in sno cone preparation.

Part #13175



Ice Scoop

The stainless steel ice scoop is a
great way to easily chop, scoop
and transfer ice.

Part #6100



Sno-Cone Holder

Stainless steel sno-cone holder –
holds six sno-cones – great during
peak serving times. 12" w x 8" d
x 3" h.

Part #6700



LED Sign

Neon colors. Display this sign
to increase visibility and sales.
Hanging kit included. Dimensions:
12.75" h x 21.75" w

Part #1097

Machine Accessories



Sno-Cone Machine Cone Dispenser Kit

Add a cone dispenser to your
Arctic Blast or Simply-A-Blast
machine. Attaches directly to the
body of the machine.

Part #13012



Simply-A-Blast Door Kit

Add a door to your Simply-A-
Blast. Comes with 2 hinges, a
door and a door handle.

Part #513195



Port-A-Blast Ice Tub

Easy slide NSF approved plastic
ice tub. Fits under the Port-A-Blast
machine.

Part #13536



Flower Drip Trays

Put some color in the party. Plastic
construction gives you drip protection
paper does not offer. Three sizes.
Mixed colors. 100/case.

Part #6502 Small 4 oz.
Part #6503 Medium 8 oz.
Part #6504 Large 12 oz.



PUMP DISPENSERS

Our pumps are designed for every occasion. From our Pro-Style to our Pro-Deluxe, Paragon can help make your occasion a huge success.

Pro-Deluxe Butter Warmers

The Pro-Deluxe Butter Warmers provide the same high quality as the other Pro-Deluxe Warmer units. The pump has some interior design implements that make this Butter Warmer ideal for dispensing butter onto popcorn and as sides for other convenient concessions.

One year warranty.

Features:

- Made with a Stainless Steel Body, these machines are tough and durable.
- An illuminated master ON/OFF toggle switch.
- Heated with an internal 500 Watt Band Element and controlled by an adjustable thermostat the Pro-Deluxe keeps your condiments at perfect temperature all day long. 17 Watt Cartridge heater on heated spout unit.
- Tested to NSF/ANSI Standard 4 by ETL • UL 197 • CSA 22.2 NO. 109 • CE.

| | |
|-------------------------|-------------------------|
| Model DLX Butter | Watts 500 |
| Size 3 Quarts | Plug 15 amp* NEMA 5-15p |
| Part # 2027B | WxDxH 9.25"x11.75"x9" |
| Export # 2227B | Ship Wt. 14 lbs. |

* 240 Volt export version has different amp and plug

| | |
|----------------------------|-------------------------|
| Model DLX Butter HS | Watts 517 |
| Size 3 Quarts | Plug 15 amp* NEMA 5-15p |
| Part # 2027C | WxDxH 9.25"x11.75"x9" |
| Export # 2227C | Ship Wt. 14 lbs. |

* 240 Volt export version has different amp and plug

Pro-Style Butter Warmer

Paragon's Pro-Style Butter Warmer is a more economical butter warmer that provides the newest way to have warm butter ready for your fun foods! CE Approved.

- 32 oz. stainless steel condiment container.
- Ergonomic domed spout is easily dismantled for cleaning.
- Adjustable thermostat and 6' cord and plug.



| | |
|--------------------------|-------------------------|
| Model STYL Butter | Watts 200 |
| Size 32 oz. | Plug 15 amp* NEMA 5-15p |
| Part # 2018 | WxDxH 7"x7"x8.75" |
| Export # 2218 | Ship Wt. 10 lbs. |

* 240 Volt export version has different amp and plug



Ay Caramba Nacho Cheese Warming Dispenser

The Ay Caramba! Nacho Cheese Dispenser is perfect for concession stands, stadiums, convenience stores, restaurants or any event. Save product, time, and money with exact portion control and no messy preparation. Push the button and the peristaltic pump dispenses piping hot cheese for nachos, hotdogs, fries, pretzels, baked potatoes, burgers, appetizers, or any dish calling for hot cheese.

Features:

- 2-button dispensing control with adjustable setting or manual (continuous dispense)
- Temperature gauge
- Factory preset temperature 145°F - 155°F / 63°C - 68°C
- Pre-heating area for a second bag of cheese or chili
- No food waste, no clean up
- UL 197, ANSI/NSF 18, CE, Canadian C22.2

| | |
|-------------------------|------------------------|
| Model Ah Caramba | Watts 225 |
| Size 110 oz/140 oz | Plug 15 amp NEMA 5-15p |
| Part # 2030 | WxDxH 26"x10"x16" |
| Export # ----- | Ship Wt. 29 lbs. |

Muy Fresco Cheese Bags

100 oz disposable pouches fit the Ay Caramba Cheese Dispenser. Sold in a variety of sizes and 2 flavors (Jalapeno and Cheddar). Pre-heat the bag. When ready, simply pierce the pouch with the sharp dispensing tub (included), install the bag in the heater, clamp the tube into the peristaltic pump and enjoy!

Jalapeno

| | |
|-------------|--------------|
| Part #2110 | 1 Bag |
| Part #2011 | 2 Bag |
| Part #2110C | 4 Bag (Case) |

Cheddar

| | |
|-------------|--------------|
| Part #2108 | 1 Bag |
| Part #2109 | 2 Bag |
| Part #2018C | 4 Bag (Case) |



Pro-Deluxe Warmers

With the variety of styles available, the Pro-Deluxe can be used to fulfill multiple venues. It will be ideal for use in rental shops, convenience stores, concession stands, vending carts, break rooms, restaurants, snack bars, ice cream shops, cafeterias, and many others! One year warranty.

Model 2028C, 2028D, 2029C, 2029D have Heated Spouts For Chocolate and Caramel!

Features:

- All Pro-Deluxe units are designed to accommodate a #10 Can for easy usage, but also has an optional dressing jar available that can be used to hold your dispensables.
- Made with a stainless steel body, these machines are tough and durable.
- Ladle units come with a 1oz. ladle, while the pump units use gauging collars that allow a maximum 1oz. portion and can be reduced to yield smaller portions by 1/8oz. increments.
- An illuminated master ON/OFF toggle switch.
- Heated with an internal 500 Watt band element and controlled by an adjustable thermostat. 17 Watt Cartridge heater on heated spout unit.
- Tested to NSF/ANSI Standard 4 by ETL • UL 197 • CSA 22.2 NO. 109 • CE.

Ladle Units accommodate #10 cans but a pump will need to be purchased to use with insert jar.

All models heat to 200°F

One year warranty. Our warmers are covered with a one year warranty on parts or full replacement of defective components



Single Units

| | |
|---------------------------|--------------------------------|
| Model Ladle Warmer | Watts 500 |
| Size 3 Quarts | Plug 15 amp* NEMA 5-15p |
| Part # 2028A | WxDxH 9.25"x11.75"x9" |
| Export # 2228A | Ship Wt. 14 lbs. |

| | |
|--------------------------|--------------------------------|
| Model Pump Warmer | Watts 500 |
| Size 3 Quarts | Plug 15 amp* NEMA 5-15p |
| Part # 2028B | WxDxH 9.25"x11.75"x9" |
| Export # 2228B | Ship Wt. 14 lbs. |

| | |
|---------------------------|--------------------------------|
| Model OP Warmer HS | Watts 517 |
| Size 3 Quarts | Plug 15 amp* NEMA 5-15p |
| Part # 2028C | WxDxH 9.25"x11.75"x9" |
| Export # 2228C | Ship Wt. 14 lbs. |

| | |
|---------------------------|--------------------------------|
| Model CO Warmer HS | Watts 517 |
| Size 3 Quarts | Plug 15 amp* NEMA 5-15p |
| Part # 2028D | WxDxH 9.25"x11.75"x9" |
| Export # 2228D | Ship Wt. 14 lbs. |

Dual Units

| | |
|-------------------------|--------------------------------|
| Model Ladle Dual | Watts 1000 |
| Size 6 Quarts | Plug 15 amp* NEMA 5-15p |
| Part # 2029A | WxDxH 19.75"x11.75"x9" |
| Export # 2229A | Ship Wt. 24 lbs. |

| | |
|------------------------|--------------------------------|
| Model Pump Dual | Watts 1000 |
| Size 6 Quarts | Plug 15 amp* NEMA 5-15p |
| Part # 2029B | WxDxH 9.25"x11.75"x9" |
| Export # 2229B | Ship Wt. 24 lbs. |

| | |
|-------------------------|--------------------------------|
| Model OP Dual HS | Watts 1034 |
| Size 6 Quarts | Plug 15 amp* NEMA 5-15p |
| Part # 2029C | WxDxH 9.25"x11.75"x9" |
| Export # 2229C | Ship Wt. 24 lbs. |

| | |
|-------------------------|--------------------------------|
| Model CO Dual HS | Watts 1034 |
| Size 6 Quarts | Plug 15 amp* NEMA 5-15p |
| Part # 2029D | WxDxH 9.25"x11.75"x9" |
| Export # 2229D | Ship Wt. 24 lbs. |

| | |
|-------------------------|--------------------------------|
| Model Ladle/Pump | Watts 1000 |
| Size 6 Quarts | Plug 15 amp* NEMA 5-15p |
| Part # 2029E | WxDxH 9.25"x11.75"x9" |
| Export # 2229E | Ship Wt. 24 lbs. |

* 240 Volt export version has different amp and plug





COTTON CANDY MACHINES

Spin delicious cotton candy – and profits – with an easy-to-use Paragon cotton candy machines. Our easy-to-use machines have a complete new head design that produces cotton candy continuously and smoothly, plus, our heating element is more durable and easier to clean than the standard heating ribbon used by our competitors.



Looking for concessions?
See page 23 for cotton candy supplies!

High Performance Head will not fail and clog like ordinary ribbon style heating elements. Easier to clean than the standard heating ribbon used by our competitors.

All-Metal Spinning Head lasts longer and has superior durability to those with plastic parts and can be easily disassembled for quick cleaning.

Heavy-Duty Motor the 1/2 horsepower motor operates at 3450-RPM for fast cotton candy delivery. The motor is completely shielded from sugar to extend its life and to allow for easy clean-up.

COTTON CANDY MACHINE CARTS

| PART # | DESCRIPTION | DIMENSIONS |
|---------|---------------------|--------------------|
| 3060010 | Spoke-Wheel Cart | 56"w x 20"d x 26"h |
| 3060030 | Square Stand/Cart | 20"w x 20"d x 19"h |
| 3060070 | Pink Deep Well Cart | 42"w x 26"d x 25"h |
| 3060050 | Blue Deep Well Cart | 42"w x 26"d x 25"h |

One year warranty
Our cotton candy machines include a one year warranty with full part or product replacement

Spin Magic 5 Cotton Candy Machine

Voltage Meter indicates the optimum settings for producing the best cotton candy and for maximizing the sugar to floss yield.

Stainless Steel Cabinet delivers commercial quality and durability.

High Performance Head will not fail and clog like ordinary ribbon style heating elements. Easier to clean than the standard heating ribbon used by our competitors, our all metal design also allows for superior durability over those using plastic parts.

All-Metal Spinning Head lasts longer than those with plastic parts and can be easily disassembled for quick cleaning.

Heavy-Duty Motor the $\frac{1}{12}$ horsepower motor operates at 3450-RPM for fast cotton candy delivery. The motor is completely shielded from sugar to extend its life and to allow for easy clean-up.

Professional Controls give the operator the flexibility to make perfect cotton candy under any conditions.



CE Approved.
Capacity up to 200
cones per hour.



Spin Magic 5
with plastic
bowl

| | |
|-----------------------------|--------------------------|
| Model Spin-5 metal | Watts 1636 |
| Size $\frac{1}{2}$ HP motor | Plug 15 amp* NEMA 5-15p |
| Part # 7105200 | Output 200 lbs. per hour |
| Ideal Cart # 3060010 | WxDxH 16"x24"x22" |
| Export # 7205200 | Ship Wt. 52 lbs. |

| | |
|-----------------------------|--------------------------|
| Model Spin-5 plastic | Watts 1636 |
| Size $\frac{1}{2}$ HP motor | Plug 15 amp* NEMA 5-15p |
| Part # 7150300 | Output 200 lbs. per hour |
| Ideal Cart # 3060010 | WxDxH 16"x24"x22" |
| Export # 7250300 | Ship Wt. 47 lbs. |

Classic Floss 5 Cotton Candy Machine

Aluminum Cabinet has the durability to hold up to a commercial setting.

High Performance Head will not fail and clog like ordinary ribbon style heating elements. Easier to clean than the standard heating ribbon used by our competitors, our all metal design also allows for superior durability over those using plastic parts.



Capacity up to 200
cones per hour.

**Economy
Style!**

All-Metal Spinning Head lasts longer than those with plastic parts and can be easily disassembled for quick cleaning.

Heavy-Duty Motor the $\frac{1}{12}$ horsepower motor operates at 3450-RPM for fast cotton candy delivery. The motor is completely shielded from sugar to extend its life and to allow for easy clean-up.

Professional Controls give the operator the flexibility to make perfect cotton candy under any conditions.

**Yield will vary due to operator proficiency
and other variables such as humidity levels.*

Classic Floss 5
on blue deep
well cart



| | |
|-----------------------------|--------------------------|
| Model Class-5 metal | Watts 1636 |
| Size $\frac{1}{2}$ HP motor | Plug 15 amp* NEMA 5-15p |
| Part # 7105100 | Output 200 lbs. per hour |
| Ideal Cart # 3060010 | WxDxH 16"x24"x22" |
| Export # 7205100 | Ship Wt. 52 lbs. |

* 240 Volt export version has different amp and plug

Spin Magic 5 Quick Release Cotton Candy Machine

Voltage Meter indicates the optimum settings for producing the best cotton candy and for maximizing the sugar to floss yield.

Stainless Steel Cabinet delivers commercial quality and durability.

High Performance Head will not fail and clog like ordinary ribbon style heating elements. Easier to clean than the standard heating ribbon used by our competitors, our all metal design also allows for superior durability over those using plastic parts.

All-Metal Spinning Head lasts longer than those with plastic parts and can be easily disassembled for quick cleaning.

Heavy-Duty Motor the $\frac{1}{12}$ horsepower motor operates at 3450-RPM for fast cotton candy delivery. The motor is completely shielded from sugar to extend its life and to allow for easy clean-up.

Professional Controls give the operator the flexibility to make perfect cotton candy under any conditions.



**One second
head removal.
NO TOOLS
REQUIRED.**

| | |
|--|---------------------------------|
| Model Spin-5QR metal | Watts 1636 |
| Size $\frac{1}{12}$ HP motor | Plug 15 amp* NEMA 5-15p |
| Part # 7105200QR | Output 200 lbs. per hour |
| Ideal Cart # 3060010 | WxDxH 16"x24"x22" |
| Export # 7205100 | Ship Wt. 52 lbs. |

* 240 Volt export version has different amp and plug

Paragon is proud to introduce the Spin Magic 5-QR (Quick Release Head) high performance commercial cotton candy machine. The 5-QR incorporates a revolutionary, patented, new head design that requires NO tools to remove the head for easy cleaning. The Spin Magic 5-QR allows the operator the ability to easily spin different flavors of floss with no downtime in production by changing heads with a snap.



Capacity up to 200 cones per hour.

**Yield will vary due to operator proficiency and other variables such as humidity levels.*

COTTON CANDY SUPPLIES and ACCESSORIES

Carts & Stands

Deep Well Cart



*Available
in Pink or
Blue

The deep well cart uses thick 18 gauge steel which is designed for sturdiness and durability. The wheels, support legs, and handle can be assembled on either side allowing optimal functionality. Each cart has a side mounted shelf to hold flossed cotton candy cones or supplies for convenient operator access, as well as an interior shelf for additional storage. The cotton candy machine sits low on a shelf only 17.5" high which places the collection bowl at an ideal height for making cotton candy cones!

Part #3060050 (Blue) 42"w x 26"d x 25"h
Part #3060070 (Pink) 42"w x 26"d x 25"h

Spoke-Wheel Cart



This antique-style cart includes a display area, perfect for our cone holder, and a storage area for supplies. It features a lowered shelf to house your machine for maximum flossing, stainless steel tops for pristine appearance and excellent durability, and a storage area on the back of the cart for supplies.

Part #3060010 56"w x 20"d x 26"h

Square Stand/Cart



This compact metal cart incorporates casters in the base so it's easy to move around. It also has a storage compartment for supplies.

Part #3060030
20"w x 20"d x 19"h

Cones, Bags & Accessories

Plastic Bags



Choose from either our plain or clown plastic bags. 12" x 18". 1000 bags/case.

Part #7851 (Plain)
Part #7850 (Clown)

Cones



Designed for one oz. servings. 250 per pack.

Part #7700

Cone Holder



The cone holder holds six cones so you can pre-make cotton candy for peak sales times. Features tough, easy-to-clean stainless steel with non-slip rubber feet.

Part #7900

Roll-Top Bubble



Protect your machine when it's not in use with our roll-top bubble that provides one-hand access to the production compartment. Sliding door access. The top shields customers from floss sugar and the cooking chamber from dust, insects and airborne particles. Fits 26" bowl.

Part #7901

* Special shipping, please call.

Plastic Bowl



Lightweight, easy-to-transport plastic bowl. A great, inexpensive option for your machine is transported often.

Part #7902

Aluminum Bowl



Durable Aluminum Bowl.

Part #7903

Floss Sugar

Magic Floss

4 lb. Easy Pour Bottled



BOTTLE DESIGNS
MAY VARY

Floss sugar is packed in a sealed, easy-pour bottle. Unscrew the bottle and pour directly into the spinner head.

Part #7820 Cherry
Part #7821 Blue Raspberry
Part #7822 Pink Vanilla
Part #7823 Strawberry Cream
Part #7824 Bubble Gum
Part #7825 Lime
Part #7826 Green Apple
Part #7827 Grape

Magic Floss

4 lb. Easy Pour 6-Pack



BOTTLE DESIGNS
MAY VARY

Floss sugar is packed in a sealed, easy-pour bottle. Unscrew the bottle and pour directly into the spinner head.

Part #7880 Cherry
Part #7881 Blue Raspberry
Part #7882 Pink Vanilla
Part #7883 Strawberry Cream
Part #7884 Bubble Gum
Part #7885 Lime
Part #7886 Green Apple
Part #7887 Grape

ParaFloss - 16oz. Tubs



ParaFloss is used to make your own cotton candy floss. Simply mix 1-2 teaspoons ParaFloss with 10 pounds of cane or beet sugar.

Part #7871 Blue Raspberry
Part #7872 Pink Vanilla
Part #7875 Lime
Part #7877 Grape


LED Sign



Display this sign to increase visibility and sales. Hanging kit included. Dimensions: 12.75"h x 21.75"w

Part #1096

* BOTTLE DESIGNS
MAY VARY AND
ARE SUBJECT
TO CHANGE.



WARMING, STEAMING and FRYING MACHINES

Ideal for use in rental shops, convenience stores, concession stands, vending carts, break rooms, fast food restaurants, snack bars, cafeterias and more!



Looking for accessories?
See page 28 for hotdog supplies!

One year warranty
Our hotdog steamers include a one year warranty parts or full product replacement



| HOT DOG MACHINE CART | | |
|----------------------|--------------|-----------------------|
| PART # | DESCRIPTION | DIMENSIONS |
| 3090080 | Hot Dog Cart | 66" w x 28" d x 33" h |

Carts provide easier access, better merchandising and great mobility. They also feature convenient,

built-in storage space and break down easily for storage and transportation. Made with sturdy, all-steel construction and a chip resistant paint coating. Cart comes with red and yellow umbrella and blue base. Umbrella has two adjustable heights. Body dimensions: 49"L x 24"D Detachable Tray: 11"L x 19.5"D. Locking wheels.



The DogHut™ Hotdog Steamer & Merchandiser

The DogHut™ is intended to set the standard *par excellence* for hotdog steamers. Heavy duty 20 gauge stainless steel construction throughout makes it the most durable hotdog steamer in its class, plus, variable adjustable thermostat increases the versatility of The DogHut™ making it able to perform in any and all conditions. The unit's heating system features a heavy duty submersible stainless steel element, and its eight quart water reservoir for increased holding times is the largest in the business! Plus, the quick turn water release valve eliminates burned fingers and spilled water. Tested to NSF/ANSI Standard 4 by ETL • UL 197 • CSA 22.2 NO. 109 • CE. One year warranty.

Features:

- Removable product trays and sliding doors for a simple easy clean up. Dishwasher safe!
- Low water Indicator light & illuminated on/off switch.
- Accommodates any size hotdog (or pre-cooked sausage) and bun holding up to a maximum of 200 hotdogs and 42 buns.
- Standard divided hotdog tray allows for various sizes of hotdogs or sausages to be cooked and merchandised simultaneously.
- Strikingly brilliant graphics on both sides allow for either front-counter or rear-counter merchandising.
- Automatic shutoff feature when water gets below a certain level.



Tongs Included!

| | |
|-----------------------------|--------------------------------|
| Model DogHut | Watts 1200 |
| Size | Plug 15 amp* NEMA 5-15p |
| Part # 8020 | Capacity 200 Dogs |
| Ideal Cart # 3090080 | WxDxH 15.25"×17"×19.75" |
| Export # 8220 | Ship Wt. 41 lbs. |

The Classic Dog Hotdog Steamer & Merchandiser

A compact machine with the ability to manage a high customer demand. It has a revolutionary proprietary heating system featuring a heavy duty submersible stainless steel element, and its eight quart water reservoir for increased holding times is the largest in the business! Plus, the quick turn water release valve eliminates burned fingers and spilled water. One year warranty.

Features:

- High quality 20 gauge stainless steel construction
- Glass display panel allows for merchandising; while the foldout steel door is ideal for vending.
- Removable product trays make for simple and easy clean up. Dishwasher safe!
- Automatic shutoff feature when water gets below a certain level.
- Variable adjustable thermostat gives optimal cooking control.
- Can hold up to 192 hotdogs, but can use the removable insert (included); allowing for a combination of up to 96 hotdogs and 30 buns.
- Standard divided tray accommodates any size hotdogs and pre-cooked sausage and allows for various sizes to be cooked and merchandised simultaneously.



Tongs Included!

| | |
|-----------------------------|--------------------------------|
| Model Classic Dog | Watts 1200 |
| Size | Plug 15 amp* NEMA 5-15p |
| Part # 8080 | Capacity 192 Dogs |
| Ideal Cart # 3090080 | WxDxH 13"×16"×14.5" |
| Export # 8280 | Ship Wt. 31 lbs. |

* 240 Volt export version has different amp and plug

Humidified Display Cabinet

This is a high performance cabinet warmer with best-in-class features, quality, and performance. Made in the USA, this humidified cabinet can be ordered fully customized providing retail shops to change features, sizes, and graphics. Holds up to a 16" pizza, or any other type of food you'd like to stay warm. Includes three adjustable racks.

Features:

- Heats to 140°-160° fahrenheit with heat and humidity controls
- Stainless steel with tempered glass
- 1000 watt heating element
- Water reservoir is easy to fill and produces optimal steam to keep food moist.
- Features magnetic doors on two sides.
- Lighted display area
- UL 197 • CSA 22.2 NO. 109
- Tested to NSF/ANSI Standard 4 by UL.

| | |
|--------------------|--------------------------|
| Model Food Cabinet | Watts 1000 |
| Size 16" Pizza | Plug 15 amp NEMA 5-15p |
| Part # 2101120 | WxDxH 18.5"x18.5"x31.25" |
| Export # ----- | Ship Wt. 65 lbs. |



Pro-Series Condiment Servers

The Pro Series Server Pump units and The Pro Series Condiment Server both have stainless steel bodies. The pump units use heavy duty plastic pumps that dispense one ounce with each pump, and the condiment server has a foam lining to prevent sweating and keep products colder longer!

- Used for any cold or non refrigerated items. Can use ice packs or cubed ice to ensure product stays cold all day
- Pivot hinges, removable clear acrylic lid, superior weld and rubber feet

PRO-SERIES CONDIMENT ITEMS

| PART # | DESCRIPTION | DIMENSIONS |
|----------|--------------------------------|------------------------------|
| 5036200 | Pro Series Condiment Server | 21.25" w x 9" d x 8" h |
| 5010200 | Pro Series Condiment Dispenser | 7.25" w x 8.25" d x 10.25" h |
| 5036200S | Pro Series Combo | 1 Server & 2 Dispensers |

Buy individually
or as a combo!
(combo pictured)



Cabinet Warmers


The stainless steel, heated deck warms the product from the bottom up so that it will stay warm and fresh for long periods of time. The cabinet has a clear Plexiglas lid, tempered glass side panels and a stainless steel chute for easy loading and cleaning. Alternate popcorn & nacho decals available for all. Tested to NSF/ANSI Standard 4 by ETL • UL 197 • CSA 22.2 NO. 109 • CE.

| | |
|------------------|-------------------------|
| Model 70 Quart | Watts 50 |
| Size 70 Quarts | Plug 15 amp* NEMA 5-15p |
| Part # 2150110 | WxDxH 12"x15"x26" |
| Export # 2250110 | Ship Wt. 36 lbs. |

| | |
|------------------|-------------------------|
| Model 100 Quart | Watts 50 |
| Size 100 Quarts | Plug 15 amp* NEMA 5-15p |
| Part # 2190110 | WxDxH 15"x15"x29" |
| Export # 2290110 | Ship Wt. 43 lbs. |

| | |
|------------------|-------------------------|
| Model 15" Warmer | Watts 50 |
| Size 100 Quarts | Plug 15 amp* NEMA 5-15p |
| Part # 2190210 | WxDxH 15"x15"x29" |
| Export # 2290210 | Ship Wt. 43 lbs. |

* 240 Volt export version has different amp and plug



Tongs
Included!



One year warranty Our fryers are covered with a one-year full parts or product replacement warranty

Funnel Cake Fryer ParaFryer 4400

The ParaFryer 4400 is a multi-Purpose Funnel Cake Fryer. Great for all kinds of venues; this compact unit is easy to use and ideal for concession stands or carnivals. Great for traditional Funnel Cakes, donuts, and other pastries, but can also be used for other fried foods.

Features:

- Optimal capacity; holds up to three 6" or two 8" funnel cakes at a time
- Crafted with 20 Gauge Stainless Steel
- Digital Thermostat Display; which means no more guess work!
- Thermostat dial adjusts oil temp from 200° - 400° F

- 25 lbs of oil capacity.
- 240v tubular element, NEMA 6-20p plug, reduces recovery time between cooking batches. **Requires special electric set-up.**
- Tested to NSF/ANSI Standard 4 by UL.

| | |
|----------------------------|-------------------------------|
| Model Fryer 4400 | Watts 4400 |
| Size 25 lbs. of oil | Plug 20 amp NEMA 6-20p |
| Part # 9020 | WxDxH 18"x23"x11.5" |
| Export # ----- | Ship Wt. 31 lbs. |



Corn Dog Fryer

ParaFryer 3000

The Mighty Corn Dog ParaFryer 3000 works great for not only corn dogs but will work great for any food on a stick. Our compact and portable unit is easy to use and ideal for concession stands and carnivals.

Features:

- Optimal capacity; will cook up to 12 corn dogs at a time
- Crafted with 20 Gauge Stainless Steel
- Digital Thermostat Display; which means no more guess work!
- Thermostat dial adjusts oil temp. from 200° - 400° F

- Tested to NSF/ANSI Standard 4 by UL
- UL 197 • CSA 22.2 NO. 109 • CE.
- 37.5 lbs of oil capacity.
- 240v tubular element, NEMA 6-30p plug reduces recovery time between batches.

| | |
|------------------------------|-------------------------------|
| Model Fryer 3000 | Watts 3000 |
| Size 37.5 lbs. of oil | Plug 15 amp NEMA 6-15p |
| Part # 9050 | WxDxH 10"x23"x14.5" |
| Export # ----- | Ship Wt. 34 lbs. |

Snack Fryer

ParaFryer 5500

Be the master of frying all kinds of snack foods from delicious fried vegetables to crispy french fries! This unit is light weight and portable, making it ideal for carnivals, fairs, or concession stands. Can cook a number of foods at once, allowing you to serve a large number of customers efficiently.

Features:

- Tank, powerhead, lid & two fry baskets (Part#80641) measuring 13.75"x5.6"x5.7"
- Crafted with 20 Gauge Stainless Steel
- Digital Thermostat Display; which means no more guess work!
- 55 lbs. of oil capacity

- Tested to NSF/ANSI Standard 4 by UL
- UL 197 • CSA 22.2 NO. 109 • CE.
- Thermostat dial adjusts oil temp from 200° - 400° F
- 240v tubular element, NEMA 6-30p plug.

| | |
|----------------------------|-------------------------------|
| Model Fryer 5500 | Watts 5500 |
| Size 50 lbs. of oil | Plug 30 amp NEMA 6-30p |
| Part # 9080 | WxDxH 17"x16"x13.1" |
| Export # ----- | Ship Wt. 45 lbs. |



HOTDOG AND FRYER SUPPLIES and ACCESSORIES

We've expanded our line of fun food supplies so now you can get the industry's best fun food equipment and top quality supplies all from one company – Paragon. Same day shipping on most orders received by 2 p.m. (CST), Monday through Friday! Call for Details. Great selection, highest quality, no hassle delivery, competitive pricing. Your satisfaction is guaranteed.

Hotdog Bags & Wrappers



Hot Dog Paper Bags

The classic hotdog paper bag.
3"w x 2"d x 8.75"L.

Part #8051 (5000 bags)
Part#8051SC (1000 bags)



Foot Long Hot Dog Paper Bags

Extra long hotdog paper bag.
3"w x 2"d x 12"L.

Part #8053 (2000 bags)
Part#8053SC (1000 bags)



Double Opening Hot Dog Paper Bags

Allows for easy access.
3.5"w x 2.25"d x 8.25"L.

Part #8050 (5000 bags)
Part #8050SC (1000 bags)



Hot Dog Foil Bags

Standard foil bags. Foil holds heat in longer and is more sturdy.
3.5"w x 9"L.

Part #8054 (1000 bags)
Part#8054SC (250 bags)



Foot Long Hot Dog Foil Bags

Extra long foil bags. Foil holds heat in longer and is more sturdy.
3.5"w x 12"L.

Part #8056 (1000 bags)
Part#8056SC (250 bags)



Wallet Style Hot Dog Foil Bags

Wallet style foil bags. Foil holds heat in longer and is more sturdy.
5"w x 7"L.

Part #8058 (1000 bags)
Part #8058SC (250 bags)



Hot Dog Foil Wrappers

Ideal for wraps or lining baskets and trays. Measures 9" x 12" when laying flat.

Part #8059 (2500 bags)
Part #8059SC (500 bags)

Serving Supplies & Accessories



Stainless Steel Tongs

Stainless steel tongs ideal for food handling.

Part #8065



DogHut™ Bun Saver Tray

Stainless steel tray, designed to fit in the Paragon Dog Hut™.

Part #8060



Beach Umbrella

Made of heavy polyester fabric and comes with a white powder-coated metal pole. Pole can adjust to two heights: 92" & 97" high. When umbrella is fully extended out it measures 92" wide.

Part #522012 red and yell
Part #522016 blue and
Part #522020 pink and yellow.



Blue Umbrella Base

Made of a heavy duty plastic. Plug/hole placement at top of unit to easily fill with sand or water. Twist mechanism to secure umbrella. 16.5"w x 16.5"d x 11"h

Part #522013



Taco Tray (2-3 Tacos)

Brushed stainless steel, the tray can be inverted to hold 2 or 3 tacos. Makes a great presentation, but also serves as a prep surface to hold the taco upright. 4"Wx2"Hx8.5"L

Part #2102



Large Taco Tray (4-5 Tacos)

Brushed stainless steel, the tray can be inverted to hold 4 or 5 tacos. Makes a great presentation, but also serves as a prep surface to hold the taco upright. 4"Wx2"Hx14"L

Part #2104



Vegetable Jar with Lid

Used with the ladle units of our new Pro-Deluxe warmers, this is the ideal container for chili, marinara, and other toppings.

Part #598250



Insert Jar with Lid

Used with the pump units of our new Pro-Deluxe Warmers, this is the ideal container for cheese, chocolate and other pumpable toppings.

Part #598120



Great for a busy environment. Quickly serve up toppings on the go to help produce the best sales.

Part #598171



Taco Tool

Made of stainless steel. The angled handle provides the perfect scooping and deposit angle. The design was made to accommodate the narrow shape of tacos shells and walking taco bags, makes filling tacos easy. 2"Wx2"Hx6"L. Handle length 3.5".

Part #2106

Condiment Server Accessories



2.5" Steam Table Pan

1/6 size, anti-jam stainless steel with reinforced corner design gives strength and allows space between pans. 6.85"w x 6.35"L x 2.5"d.

Part #5062



4" Steam Table Pan

1/6 size, anti-jam stainless steel with reinforced corner design gives strength and allows space between pans. 6.85"w x 6.35"L x 4"d.

Part #5064



6" Steam Table Pan

1/6 size, anti-jam stainless steel with reinforced corner design gives strength and allows space between pans. 6.85"w x 6.35"L x 6"d.

Part #5066



Steam Table Pan Lid

Stainless steel lid with reinforced corner design will fit all size pans. 6.85"w x 6.35"L.

Part #5067



2.5" Steam Table Pan Set

1/6 size, anti-jam stainless steel with reinforced corner design. 6.85"w x 6.35"L x 2.5"d. Comes with solid lid and 6" pom tongs.

Part #5062S



4" Steam Table Pan Set

1/6 size, anti-jam stainless steel with reinforced corner design. 6.85"w x 6.35"L x 4"d. Comes with solid lid and 6" pom tongs.

Part #5064S



6" Steam Table Pan Set

1/6 size, anti-jam stainless steel with reinforced corner design. 6.85"w x 6.35"L x 6"d. Comes with solid lid and 6" pom tongs.

Part #5066S

Fryer Supplies & Accessories



6.5" Square Fine Wire Bowl Skimmer

Fine mesh square skimmer with reinforced bottom. Low-heat transferring. Bowl Diameter: 6.75" Overall Length: 20.15"

Part #4128



6.5" Round Fine Wire Bowl Skimmer

Fine mesh round skimmer with reinforced bottom. Low-heat transferring. Bowl Diameter: 6.75" Overall Length: 20.15"

Part #4127



4.5" Funnel Cake Mold Ring w/Base Plate

Make a perfect Funnel Cake everytime with this three 4 1/2" Mold Rings and Base. It's so easy anyone can do it.

Part #4025



6" Funnel Cake Mold Ring

Ideally sized for funnel cakes. Make a perfect Funnel Cake everytime. This ring helps contain the batter while it's first beginning to fry.

Part #4020



8" Funnel Cake Mold Ring

Ideally sized for funnel cakes. Make a perfect Funnel Cake everytime. This ring helps contain the batter while it's first beginning to fry.

Part #4022



Small Nacho Scoop

Great and fast way to scoop up your nachos. Made of stainless steel. Easy to assemble handle. 4.25"w x 1.75"d x 6.75"h.


Part #1039



Large Nacho Scoop

Great and fast way to scoop up your nachos. Made of stainless steel. Easy to assemble handle. Dimensions: 5"W x 3"D x 9"H


Part #1043



Donut Fryer Screen

Fry piping hot, fresh donuts with this 13" nickel plated mesh screen! Used to lower donuts into shortening, allowing you to safely fry without the fear of messy overlapping. Fits the Paragon ParaFryer 4400 (#9020). Screen is 13" long.

Part #4031



Donut Icing Screen

Prepare piping hot, fresh donuts with this 19" nickel plated mesh screen! Rest your freshly fried donuts or funnel cakes on the screen while they're prepared with icing, powder sugar and other convection ingredients. Screen is 19" long.

Part #4035



Donut Dispenser

Ideal for creating perfectly formed cake donuts; 6 different donut size settings. Holds 5.5 lbs of batter (2.5 kg). Body is aluminum for light weight operation, while the plunger and built-in cylinder is constructed of stainless steel to assure durability. The entire unit is corrosion resistant and easy to clean. Includes handy dispenser stand. Part #4033



Batter Pitcher

A great way to pour batter into our mold rings and make delicious funnel cakes.


Part #4021



LED Sign

Display this sign to increase visibility and sales. Hanging kit included. Dimensions: 12.75"h x 21.75"w.

Part #1099



ALL THINGS LEMONADE

Lemonade Cart

The sturdy all steel construction has a chip resistant pink coating and yellow spoke-wheels. Also features convenient built-in storage space and breaks down easily for storage and transportation. Includes magnet attached sign to assist in merchandising.



Lemonade Wagon

Comes with pink and yellow umbrella and blue base.

Umbrella has two adjustable heights, 92" or 97" tall. Made in the USA. One year warranty.

LEMONADE CART & WAGON

| PART # | DESCRIPTION | DIMENSIONS |
|---------|----------------|--------------------|
| 3090020 | Lemonade Cart | 38"w x 22"d x 33"h |
| 3090090 | Lemonade Wagon | 66"w x 28"d x 33"h |

Lemonade Juicer and other lemonade accessories sold separately.



GEOMETRIC METAL PLANTERS

Crafted from 16 gauge fully seam welded cold rolled steel. The stand is 12 gauge steel. Chip resistant black powder coat finish. Flat feet provide a stable base and a place to anchor the product. Anchor hardware is provided. Elevated on stylish metal stand (included) dimensions planter; small stand elevates planter to 20" high and large stand to 30" high. Simple assembly of the planter is required and the hardware is provided.

PLANTER & STAND

| PART # | DESCRIPTION | DIMENSIONS |
|--------|--------------------------|--------------------|
| 4040BS | Planter with Small Stand | 25"w x 25"d x 20"h |
| 4040BL | Planter with Large Stand | 25"w x 25"d x 30"h |



Equipment Shipping Dimensions

| Part # | Description | Volts | Watts | Amps | Output/Hr | Shipping Dimensions | Shipping Weight |
|-----------------------------|------------------|-------|-------|------|-----------|-----------------------|-----------------|
| Theater Pop Machines | | | | | | | |
| #1104210 | TP-4 oz. popper | 120 | 1200 | 10 | 92 oz. | 20" w × 18" d × 27" h | 46 |
| #1204210 | TP-4 oz. popper | 240 | 1200 | 5 | 92 oz. | 20" w × 18" d × 27" h | 46 |
| #1106110 | TP-6 oz. popper | 120 | 1200 | 10 | 113 oz. | 24" w × 19" d × 31" h | 56 |
| #1206110 | TP-6 oz. popper | 240 | 1200 | 5 | 113 oz. | 24" w × 19" d × 31" h | 56 |
| #1108110 | TP-8 oz. popper | 120 | 1420 | 12 | 147 oz. | 24" w × 19" d × 34" h | 60 |
| #1208110 | TP-8 oz. popper | 240 | 1420 | 6 | 147 oz. | 24" w × 19" d × 34" h | 60 |
| #1112110 | TP-12 oz. popper | 120 | 1790 | 15 | 221 oz. | 28" w × 23" d × 40" h | 103 |
| #1212110 | TP-12 oz. popper | 240 | 1790 | 7.5 | 221 oz. | 28" w × 23" d × 40" h | 103 |
| #1116110 | TP-16 oz. popper | 120 | 2790 | 24 | 295 oz. | 30" w × 23" d × 40" h | 109 |
| #1216110 | TP-16 oz. popper | 240 | 2790 | 12 | 295 oz. | 30" w × 23" d × 40" h | 109 |

| Part # | Description | Volts | Watts | Amps | Output/Hr | Shipping Dimensions | Shipping Weight |
|----------------------------|-------------------------|-------|-------|------|-----------|-----------------------|-----------------|
| Rent-a-Pop Machines | | | | | | | |
| #1108150 | Rent-a-Pop 8 oz. popper | 120 | 1200 | 10 | 147 oz. | 24" w × 19" d × 34" h | 60 |
| #1208150 | Rent-a-Pop 8 oz. popper | 240 | 1200 | 5 | 147 oz. | 24" w × 19" d × 34" h | 60 |

| Part # | Description | Volts | Watts | Amps | Output/Hr | Shipping Dimensions | Shipping Weight |
|-----------------------------|-----------------|-------|-------|------|-----------|-----------------------|-----------------|
| Thrifty Pop Machines | | | | | | | |
| #1104510 | TF-4 oz. popper | 120 | 1200 | 10 | 92 oz. | 20" w × 18" d × 27" h | 41 |
| #1204510 | TF-4 oz. popper | 240 | 1200 | 5 | 92 oz. | 20" w × 18" d × 27" h | 41 |
| #1108510 | TF-8 oz. popper | 120 | 1200 | 10 | 92 oz. | 24" w × 19" d × 34" h | 55 |
| #1208510 | TF-8 oz. popper | 240 | 1200 | 5 | 92 oz. | 24" w × 19" d × 34" h | 55 |

| Part # | Description | Volts | Watts | Amps | Output/Hr | Shipping Dimensions | Shipping Weight |
|----------------------|--------------------------|-------|-------|------|-----------|-----------------------|-----------------|
| 1911 Machines | | | | | | | |
| #1104110 | 1911-4 oz. popper | 120 | 1100 | 9.2 | 92 oz. | 21" w × 21" d × 30" h | 48 |
| #1204110 | 1911-4 oz. popper | 240 | 1100 | 4.6 | 92 oz. | 21" w × 21" d × 30" h | 48 |
| #1104820 | 1911-4 oz. popper (Blk.) | 120 | 1100 | 9.2 | 92 oz. | 21" w × 21" d × 30" h | 48 |
| #1204820 | 1911-4 oz. popper (Blk.) | 240 | 1100 | 9.2 | 92 oz. | 21" w × 21" d × 30" h | 48 |
| #1106910 | 1911-6 oz. popper | 120 | 1200 | 10 | 113 oz. | 24" w × 21" d × 30" h | 64 |
| #1206910 | 1911-6 oz. popper | 240 | 1200 | 5 | 113 oz. | 24" w × 21" d × 30" h | 64 |
| #1108910 | 1911-8 oz. popper | 120 | 1420 | 12 | 147 oz. | 25" w × 21" d × 34" h | 68 |
| #1208910 | 1911-8 oz. popper | 240 | 1420 | 6 | 147 oz. | 25" w × 21" d × 34" h | 68 |
| #1108820 | 1911-8 oz. popper (Blk.) | 120 | 1420 | 12 | 147 oz. | 25" w × 21" d × 34" h | 68 |
| #1208820 | 1911-8 oz. popper (Blk.) | 240 | 1420 | 12 | 147 oz. | 25" w × 21" d × 34" h | 68 |

| Part # | Description | Volts | Watts | Amps | Output/Hr | Shipping Dimensions | Shipping Weight |
|------------------------------|-----------------|-------|-------|------|-----------|-----------------------|-----------------|
| Contempo Pop Machines | | | | | | | |
| #1104220 | CP-4 oz. popper | 120 | 1200 | 10 | 92 oz. | 20" w × 18" d × 27" h | 46 |
| #1204220 | CP-4 oz. popper | 240 | 1200 | 5 | 92 oz. | 20" w × 18" d × 27" h | 46 |
| #1106220 | CP-6 oz. popper | 120 | 1200 | 10 | 113 oz. | 24" w × 19" d × 31" h | 56 |
| #1206220 | CP-6 oz. popper | 240 | 1200 | 5 | 113 oz. | 24" w × 19" d × 31" h | 56 |
| #1108220 | CP-8 oz. popper | 120 | 1420 | 12 | 147 oz. | 24" w × 19" d × 34" h | 60 |
| #1208220 | CP-8 oz. popper | 240 | 1420 | 6 | 147 oz. | 24" w × 19" d × 34" h | 60 |

| Part # | Description | Volts | Watts | Amps | Output/Hr | Shipping Dimensions | Shipping Weight |
|------------------------|-----------------------------|-------|-------|------|-----------|-----------------------|-----------------|
| Gatsby Machines | | | | | | | |
| #1104520 | Gatsby-4 oz. popper (Red) | 120 | 1200 | 10 | 92 oz. | 20" w × 18" d × 27" h | 41 |
| #1204520 | Gatsby-4 oz. popper (Red) | 240 | 1200 | 5 | 92 oz. | 20" w × 18" d × 27" h | 41 |
| #1104530 | Gatsby-4 oz. popper (Black) | 120 | 1200 | 10 | 92 oz. | 20" w × 18" d × 27" h | 41 |
| #1204530 | Gatsby-4 oz. popper (Black) | 240 | 1200 | 5 | 92 oz. | 20" w × 18" d × 27" h | 41 |

| Part # | Description | Volts | Watts | Amps | Output/Hr | Shipping Dimensions | Shipping Weight |
|-------------------------------------|-----------------|-------|-------|------|-----------|-----------------------|-----------------|
| Professional Series Machines | | | | | | | |
| #1104710 | PS-4 oz. Popper | 120 | 1200 | 10 | 92 oz. | 20" w × 18" d × 27" h | 46 |
| #1204710 | PS-4 oz. Popper | 240 | 1200 | 5 | 92 oz. | 20" w × 18" d × 27" h | 46 |
| #1106710 | PS-6 oz. Popper | 120 | 1200 | 10 | 113 oz. | 24" w × 19" d × 31" h | 56 |
| #1206710 | PS-6 oz. Popper | 240 | 1200 | 5 | 113 oz. | 24" w × 19" d × 31" h | 56 |
| #1108710 | PS-8 oz. Popper | 120 | 1420 | 12 | 147 oz. | 24" w × 19" d × 34" h | 60 |
| #1208710 | PS-8 oz. Popper | 240 | 1420 | 6 | 147 oz. | 24" w × 19" d × 34" h | 60 |

| Part # | Description | Volts | Watts | Amps | Output/Hr | Shipping Dimensions | Shipping Weight |
|---|----------------|-------|-------|------|-----------|-----------------------|-----------------|
| 1911 Sno-Storm Sno-Cone Machines | | | | | | | |
| #6133110 | 1911 Sno-Storm | 120 | 680 | 5.7 | 500#/HR | 24" w × 24" d × 26" h | 75 |
| #6233110 | 1911 Sno-Storm | 240 | 680 | 2.8 | 500#/HR | 24" w × 24" d × 26" h | 75 |

| Part # | Description | Volts | Watts | Amps | Output/Hr | Shipping Dimensions | Shipping Weight |
|---------------------------------------|--------------|-------|-------|------|-----------|-----------------------|-----------------|
| The Blizzard Sno-Cone Machines | | | | | | | |
| #6133210 | The Blizzard | 120 | 680 | 5.7 | 500#/HR | 21" w × 24" d × 26" h | 66 |
| #6233210 | The Blizzard | 240 | 680 | 2.8 | 500#/HR | 21" w × 24" d × 26" h | 66 |

| Part # | Description | Volts | Watts | Amps | Output/Hr | Shipping Dimensions | Shipping Weight |
|---|------------------|-------|-------|------|-----------|-----------------------|-----------------|
| The Arctic Blast Sno-Cone Machines | | | | | | | |
| #6133310 | The Arctic Blast | 120 | 635 | 5.3 | 500#/HR | 18" w × 20" d × 27" h | 50 |
| #6233310 | The Arctic Blast | 240 | 635 | 2.6 | 500#/HR | 18" w × 20" d × 27" h | 50 |

| Part # | Description | Volts | Watts | Amps | Output/Hr | Shipping Dimensions | Shipping Weight |
|---------------------------------------|--------------|-------|-------|------|-----------|-----------------------|-----------------|
| Port-A-Blast Sno-Cone Machines | | | | | | | |
| #6133510 | Port-A-Blast | 120 | 635 | 5.3 | 500#/HR | 22" w × 26" d × 21" h | 45 |
| #6233510 | Port-A-Blast | 240 | 635 | 2.6 | 500#/HR | 22" w × 26" d × 21" h | 45 |

| Part # | Description | Volts | Watts | Amps | Output/Hr | Shipping Dimensions | Shipping Weight |
|---|------------------|-------|-------|------|-----------|-----------------------|-----------------|
| Professional Series Machines (continued) | | | | | | | |
| #1112710 | PS-12 oz. Popper | 120 | 1790 | 15 | 221 oz. | 28" w × 23" d × 40" h | 103 |
| #1212710 | PS-12 oz. Popper | 240 | 1790 | 7.5 | 221 oz. | 28" w × 23" d × 40" h | 103 |
| #1116710 | PS-16 oz. Popper | 120 | 2790 | 24 | 295 oz. | 30" w × 23" d × 40" h | 109 |
| #1216710 | PS-16 oz. Popper | 240 | 2790 | 12 | 295 oz. | 30" w × 23" d × 40" h | 109 |

| Part # | Description | Volts | Watts | Amps | Output/Hr | Shipping Dimensions | Shipping Weight |
|-----------------------|--------------|-------|-------|------|-----------|-----------------------|-----------------|
| Pastime Popper | | | | | | | |
| #1108720 | 8 oz. Popper | 120 | 1420 | 12 | 147 oz. | 24" w × 19" d × 34" h | 60 |

| Part # | Description | Volts | Watts | Amps | Output/Hr | Shipping Dimensions | Shipping Weight |
|--------------------------|------------------------------|-------|-------|------|-----------|-----------------------|-----------------|
| Cineplex Machines | | | | | | | |
| #1104800 | Red Cineplex-4 oz. Popper | 120 | 1200 | 10 | 92 oz. | 20" w × 18" d × 27" h | 46 |
| #1204800 | Red Cineplex-4 oz. Popper | 240 | 1200 | 5 | 92 oz. | 20" w × 18" d × 27" h | 46 |
| #1104810 | Copper Cineplex-4 oz. Popper | 120 | 1200 | 10 | 92 oz. | 20" w × 18" d × 27" h | 46 |
| #1204810 | Copper Cineplex-4 oz. Popper | 240 | 1200 | 5 | 92 oz. | 20" w × 18" d × 27" h | 46 |
| #1104850 | Yellow Cineplex-4 oz. Popper | 120 | 1200 | 10 | 92 oz. | 20" w × 18" d × 27" h | 46 |
| #1204850 | Yellow Cineplex-4 oz. Popper | 240 | 1200 | 5 | 92 oz. | 20" w × 18" d × 27" h | 46 |

| Part # | Description | Volts | Watts | Amps | Output/Hr | Shipping Dimensions | Shipping Weight |
|--------------------|--------------|-------|-------|------|-----------|-----------------------|-----------------|
| Kettle Korn | | | | | | | |
| #1106450 | 6 oz. Popper | 120 | 1200 | 10 | 113 oz. | 24" w × 19" d × 31" h | 56 |

| Part # | Description | Volts | Watts | Amps | Output/Hr | Shipping Dimensions | Shipping Weight |
|-----------------------------|---------------------------|-------|-------|------|-----------|-----------------------|-----------------|
| Classic Pop Machines | | | | | | | |
| #1112810 | Classic Pop-14 oz. Popper | 120 | 1900 | 15 | 240 oz. | 28" w × 23" d × 40" h | 110 |
| #1212810 | Classic Pop-14 oz. Popper | 240 | 1900 | 7.5 | 240 oz. | 28" w × 23" d × 40" h | 110 |
| #1116810 | Classic Pop-16 oz. Popper | 120 | 2790 | 24 | 295 oz. | 30" w × 23" d × 40" h | 120 |
| #1216810 | Classic Pop-16 oz. Popper | 240 | 2790 | 12 | 295 oz. | 30" w × 23" d × 40" h | 120 |
| #1120810 | Classic Pop-20 oz. Popper | 120 | 2790 | 24 | 400 oz. | 32" w × 25" d × 40" h | 120 |
| #1220810 | Classic Pop-20 oz. Popper | 240 | 2790 | 12 | 400 oz. | 32" w × 25" d × 40" h | 120 |

| Part # | Description | Volts | Watts | Amps | Output/Hr | Shipping Dimensions | Shipping Weight |
|---------------------|----------------------------------|-------|-------|------|-----------|-----------------------|-----------------|
| Popper Carts | | | | | | | |
| #3080010 | Theater Pop 4 oz. Cart | - | - | - | - | 21" w × 21" d × 37" h | 51 |
| #3070010 | Theater Pop 6, 8 oz. Cart | - | - | - | - | 25" w × 25" d × 26" h | 55 |
| #3090010 | Theater Pop 12,16 oz. Cart | - | - | - | - | 32" w × 21" d × 24" h | 74 |
| #3080010 | 1911 Original 4 oz. Red Cart | - | - | - | - | 21" w × 21" d × 37" h | 51 |
| #3070010 | 1911 Original 6, 8 oz. Red Cart | - | - | - | - | 25" w × 25" d × 26" h | 55 |
| #3080820 | 1911 Original 4 oz. Blk. Cart | - | - | - | - | 21" w × 21" d × 37" h | 51 |
| #3070820 | 1911 Original 6, 8 oz. Blk. Cart | - | - | - | - | 25" w × 25" d × 26" h | 55 |
| #3080020 | Contempo Pop 4 oz. Cart | - | - | - | - | 21" w × 21" d × 37" h | 51 |
| #3070020 | Contempo Pop 6, 8 oz. Cart | - | - | - | - | 25" w × 25" d × 26" h | 55 |
| #3080710 | Professional 4 oz. Cart | - | - | - | - | 21" w × 21" d × 37" h | 51 |
| #3070710 | Professional 6, 8 oz. Cart | - | - | - | - | 25" w × 25" d × 26" h | 58 |
| #3090710 | Professional 12,16 oz. Cart | - | - | - | - | 32" w × 21" d × 24" h | 74 |
| #3090030 | Classic Pop 14,16 oz. Cart | - | - | - | - | 32" w × 21" d × 24" h | 71 |

| Part # | Description | Volts | Watts | Amps | Output/Hr | Shipping Dimensions | Shipping Weight |
|----------------------|---------------------------|-------|-------|------|-----------|-----------------------|-----------------|
| Popper Stands | | | | | | | |
| #3080210 | Premium TP-Small | - | - | - | - | 21" w × 19" d × 37" h | 51 |
| #3070210 | Premium TP-Med | - | - | - | - | 24" w × 19" d × 37" h | 62 |
| #3080510 | Thrifty Pop-Small | - | - | - | - | 32" w × 21" d × 37" h | 36 |
| #3070510 | Thrifty Pop-Med | - | - | - | - | 25" w × 25" d × 26" h | 39 |
| #3080520 | Standard - Red | - | - | - | - | 21" w × 19" d × 37" h | 49 |
| #3080910 | Premium 1911R-Small | - | - | - | - | 21" w × 19" d × 37" h | 51 |
| #3080920 | Premium 1911B-Small | - | - | - | - | 21" w × 19" d × 37" h | 51 |
| #3070910 | Premium 1911R-Med | - | - | - | - | 24" w × 19" d × 37" h | 62 |
| #3070920 | Premium 1911B-Med | - | - | - | - | 24" w × 19" d × 37" h | 62 |
| #3080720 | Premium PS-Small | - | - | - | - | 21" w × 19" d × 37" h | 51 |
| #3070720 | Premium PS-Med | - | - | - | - | 24" w × 19" d × 37" h | 62 |
| #3080800 | Premium Red Cineplex | - | - | - | - | 21" w × 19" d × 37" h | 51 |
| #3080810 | Premium Copper Cineplex | - | - | - | - | 21" w × 19" d × 37" h | 51 |
| #3080850 | Premium Yellow Cineplex | - | - | - | - | 21" w × 19" d × 37" h | 51 |
| #3090310 | Premium Classic 14-Large | - | - | - | - | 28" w × 23" d × 40" h | 70 |
| #3100310 | Premium Classic 16-XLarge | - | - | - | - | 30" w × 23" d × 40" h | 80 |
| #3200310 | Premium Classic 20-XLarge | - | - | - | - | 29" w × 21" d × 32" h | 82 |

| Part # | Description | Volts | Watts | Amps | Output/Hr | Shipping Dimensions | Shipping Weight |
|---|----------------|-------|-------|------|-----------|-----------------------|-----------------|
| Simply-A-Blast Sno-Cone Machines | | | | | | | |
| #6133300 | Simply-A-Blast | 120 | 635 | 5.3 | 500#/HR | 18" w × 20" d × 27" h | 50 |
| #6233300 | Simply-A-Blast | 240 | 635 | 2.6 | 500#/HR | 18" w × 20" d × 27" h | 50 |

| Part # | Description | Volts | Watts | Amps | Output/Hr | Shipping Dimensions | Shipping Weight |
|--------|-------------|-------|-------|------|-----------|---------------------|-----------------|
|--------|-------------|-------|-------|------|-----------|---------------------|-----------------|

Equipment Shipping Dimensions

| Part # | Description | Volts | Watts | Amps | Output/Hr | Shipping Dimensions | Shipping Weight |
|-----------------------|----------------------------------|-------|-------|------|-----------|-----------------------|-----------------|
| Butter Warmers | | | | | | | |
| #2027B | Pump Warmer Unit | 120 | 500 | 4.2 | - | 17" w x 14" d x 17" h | 14 |
| #2227B | Export Pump Warmer Unit | 240 | 500 | 2.1 | - | 17" w x 14" d x 17" h | 14 |
| #2027C | H.S.* Operator Warmer | 120 | 500 | 4.2 | - | 17" w x 14" d x 17" h | 14 |
| #2227C | Export H.S.* Operator Warmer | 240 | 500 | 2.1 | - | 17" w x 14" d x 17" h | 14 |
| #2018 | ProStyle Warmer with Pump | 120 | 517 | 4.3 | - | 15" w x 10" d x 17" h | 10 |
| #2218 | Export ProStyle Warmer with Pump | 240 | 517 | 2.2 | - | 15" w x 10" d x 17" h | 10 |

| Part # | Description | Volts | Watts | Amps | Output/Hr | Shipping Dimensions | Shipping Weight |
|---------------------------|----------------------------|-------|-------|------|-----------|-----------------------|-----------------|
| Pro-Deluxe Warmers | | | | | | | |
| #2028A | Ladle Warmer | 120 | 500 | 4.2 | - | 17" w x 14" d x 17" h | 14 |
| #2228A | Ladle Warmer | 240 | 500 | 2.1 | - | 17" w x 14" d x 17" h | 14 |
| #2028B | Pump Warmer | 120 | 500 | 4.2 | - | 17" w x 14" d x 17" h | 14 |
| #2228B | Pump Warmer | 240 | 500 | 2.1 | - | 17" w x 14" d x 17" h | 14 |
| #2028C | H.S.* Operator Warmer | 120 | 517 | 4.3 | - | 17" w x 14" d x 17" h | 14 |
| #2228C | H.S.* Operator Warmer | 240 | 517 | 2.2 | - | 17" w x 14" d x 17" h | 14 |
| #2028D | H.S.* Consumer Warmer | 120 | 517 | 4.3 | - | 17" w x 14" d x 17" h | 14 |
| #2228D | H.S.* Consumer Warmer | 240 | 517 | 2.2 | - | 17" w x 14" d x 17" h | 14 |
| #2029A | Ladle Dual Warmer | 120 | 1000 | 8.3 | - | 26" w x 17" d x 14" h | 24 |
| #2029B | Pump Dual Warmer | 120 | 1000 | 8.3 | - | 26" w x 17" d x 14" h | 24 |
| #2029C | H.S.* Dual Operator Warmer | 120 | 1034 | 8.6 | - | 26" w x 17" d x 14" h | 24 |
| #2029D | H.S.* Dual Consumer Warmer | 120 | 1034 | 8.6 | - | 26" w x 17" d x 14" h | 24 |
| #2029E | Ladle/Pump Dual Warmer | 120 | 1000 | 8.3 | - | 26" w x 17" d x 14" h | 24 |
| #2029A | Ladle Dual Warmer | 240 | 1000 | 4.2 | - | 26" w x 17" d x 14" h | 24 |
| #2029B | Pump Dual Warmer | 240 | 1000 | 4.2 | - | 26" w x 17" d x 14" h | 24 |
| #2029C | H.S.* Dual Operator Warmer | 240 | 1034 | 4.3 | - | 26" w x 17" d x 14" h | 24 |
| #2029D | H.S.* Dual Consumer Warmer | 240 | 1034 | 4.3 | - | 26" w x 17" d x 14" h | 24 |
| #2029E | Ladle/Pump Dual Warmer | 240 | 1000 | 4.2 | - | 26" w x 17" d x 14" h | 24 |

*H.S. Heated Spout

| Part # | Description | Volts | Watts | Amps | Output/Hr | Shipping Dimensions | Shipping Weight |
|----------------------------------|-----------------------------|-------|-------|------|-----------|--------------------------|-----------------|
| Warmers and Merchandisers | | | | | | | |
| #2101120 | Humidified Display Cabinet | 120 | 3000 | 12.5 | - | 18.5" x 18.5" x 31.25" h | 55 |
| #5036200 | Pro Series Condiment Server | - | - | - | - | 26" w x 11" d x 13" h | 18 |
| #5010200 | Pro S Condiment Dispenser | - | - | - | - | 10" w x 11" d x 13" h | 7 |
| #5036200S | Pro Series Combo | - | - | - | - | 40" w x 11" d x 13" h | 32 |
| #2150110 | 70 Qt. Warmer/Merch. | 120 | 50 | .5 | - | 18" w x 15" d x 30" h | 36 |
| #2250110 | 70 Qt. Warmer/Merch. (Ex) | 240 | 50 | .5 | - | 18" w x 15" d x 30" h | 36 |
| #2190110 | 100 Qt. Warmer/Merch. | 120 | 50 | .5 | - | 18" w x 18" d x 33" h | 43 |
| #2290110 | 100 Qt. Warmer/Merch. (Ex) | 240 | 50 | .5 | - | 18" w x 18" d x 33" h | 43 |
| #2190210 | 100 Qt. 15" Warmer | 120 | 50 | .5 | - | 18" w x 18" d x 33" h | 43 |
| #2290210 | 100 Qt. 15" Warmer (Ex) | 240 | 50 | .5 | - | 18" w x 18" d x 33" h | 43 |
| #2030 | Ah Caramba Nacho Ch. Disp. | 120 | 225 | - | - | 26" w x 10" d x 16" h | 29 |

| Part # | Description | Volts | Watts | Amps | Output/Hr | Shipping Dimensions | Shipping Weight |
|---------------|---------------------|-------|-------|------|-----------|-----------------------|-----------------|
| Fryers | | | | | | | |
| #9020 | ParaFryer | 230 | 4400 | 19 | - | 24" w x 19" d x 12" h | 31 |
| #9050 | The Mighty Corn Dog | 240 | 3000 | 12.5 | - | 26" w x 13" d x 17" h | 34 |
| #9080 | The Snack Fryer | 240 | 5500 | 30 | - | 22" w x 26" d x 21" h | 45 |

| Part # | Description | Volts | Watts | Amps | Output/Hr | Shipping Dimensions | Shipping Weight |
|---|---------------------------------------|-------|-------|------|-----------|---|-----------------|
| Spin Magic 5 Cotton Candy Machines | | | | | | | |
| #7105200 | Spin Magic 5 with Metal Bowl | 120 | 1370 | - | 200#/Min | 16" w x 24" d x 22" h 9" w x 27" d x 27" h | 39 13 |
| #7205200 | Spin Magic 5 Export with Metal Bowl | 240 | 1370 | - | 200#/Min | 16" w x 24" d x 22" h 9" w x 27" d x 27" h | 39 13 |
| #7150300 | Spin Magic 5 with Plastic Bowl | 120 | 1370 | - | 200#/Min | 16" w x 24" d x 22" h 9" w x 27" d x 27" h | 39 8 |
| #7250300 | Spin Magic 5 Export with Plastic Bowl | 240 | 1370 | - | 200#/Min | 16" w x 24" d x 22" h 9" w x 27" d x 27" h | 39 8 |

| Part # | Description | Volts | Watts | Amps | Output/Hr | Shipping Dimensions | Shipping Weight |
|---|--|-------|-------|------|-----------|---|-----------------|
| Spin Magic 5 Quick Release Cotton Candy Machines | | | | | | | |
| #7105100 | Spin Magic 5 QR with Metal Bowl | 120 | 1370 | - | 200#/Min | 16" w x 24" d x 22" h 9" w x 27" d x 27" h | 39 13 |
| #7205100 | Spin Magic 5 QR Export with Metal Bowl | 240 | 1370 | - | 200#/Min | 16" w x 24" d x 22" h 9" w x 27" d x 27" h | 39 13 |

| Part # | Description | Volts | Watts | Amps | Output/Hr | Shipping Dimensions | Shipping Weight |
|--|--------------------------------------|-------|-------|------|-----------|---|-----------------|
| Classic Floss Cotton Candy Machines | | | | | | | |
| #7105100 | Classic Floss with Metal Bowl | 120 | 1370 | - | 200#/Min | 16" w x 24" d x 22" h 9" w x 27" d x 27" h | 39 13 |
| #7205100 | Classic Floss Export with Metal Bowl | 240 | 1370 | - | 200#/Min | 16" w x 24" d x 22" h 9" w x 27" d x 27" h | 39 13 |

| Part # | Description | Volts | Watts | Amps | Output/Hr | Shipping Dimensions | Shipping Weight |
|---------------------------|-----------------------|-------|-------|------|-----------|-----------------------|-----------------|
| Cotton Candy Carts | | | | | | | |
| #3060010 | Cotton Candy Cart | - | - | - | - | 32" w x 21" d x 25" h | 87 |
| #3060050 | Deep Well Cart (Blue) | - | - | - | - | 32" w x 20" d x 24" h | 64 |
| #3060070 | Deep Well Cart (Pink) | - | - | - | - | 32" w x 20" d x 24" h | 64 |

| Part # | Description | Volts | Watts | Amps | Output/Hr | Shipping Dimensions | Shipping Weight |
|---------------------------|--------------------|-------|-------|------|-----------|-----------------------|-----------------|
| Cotton Candy Stand | | | | | | | |
| #3060030 | Cotton Candy Stand | - | - | - | - | 25" w x 25" d x 26" h | 55 |

| Part # | Description | Volts | Watts | Amps | Output/Hr | Shipping Dimensions | Shipping Weight |
|----------------------------------|----------------|-------|-------|------|-----------|-----------------------|-----------------|
| Lemonade Cart & Wagon | | | | | | | |
| #3090020 | Lemonade Cart | - | - | - | - | 25" w x 25" d x 26" h | 55 |
| #3090090 | Lemonade Wagon | - | - | - | - | 75" w x 32" d x 35" h | 95 |

| Part # | Description | Volts | Watts | Amps | Output/Hr | Shipping Dimensions | Shipping Weight |
|-----------------------------------|-----------------------------|-------|-------|------|-----------|-----------------------|-----------------|
| Hotdog Steamers & Cart | | | | | | | |
| #8020 | The Dog Hut™ Steamer | 120 | 1200 | 10 | 200 Dogs | 21" w x 23" d x 24" h | 31 |
| #8220 | The Dog Hut™ Steamer(Ex) | 240 | 1200 | 10 | 200 Dogs | 21" w x 23" d x 24" h | 31 |
| #8080 | The Classic Dog Steamer | 120 | 1200 | 10 | 192 Dogs | 19" w x 22" d x 19" h | 31 |
| #8280 | The Classic Dog Steamer(Ex) | 240 | 1200 | 10 | 192 Dogs | 19" w x 22" d x 19" h | 31 |
| #3090080 | Hot Dog Cart | - | - | - | - | 75" w x 32" d x 35" h | 95 |

4 WAYS TO ORDER!

- 1 WEBSITE: www.ManufacturedFun.com**
Convenient and easy! Make this site a "favorite". Immediate confirmation of total cost including shipping. Check out the WebChat to speak with a customer service representative while you browse our website. They can provide instant Q&A support!
- 2 E-MAIL**
Send your e-mail to cs@manufacturedfun.com and someone on our customer service team will respond to you promptly.
- 3 PHONE: 1.800.433.0333 or 515.382.8000**
Call for personalized service from our customer service staff. They are trained to answer all your questions. Available M-F, 8 a.m. - 5 p.m. (CST).
- 4 FAX: 515.382.8001**
24 Hour availability.



Designed,
Manufactured
and Assembled
in the USA!

Also find us on facebook as Paragon Poppers and on Twitter using @ManufacturedFun. Follow us to get product news, company updates, and info on specials!

Call now to find out how we can help increase your profits!

Paragon International, Inc. • 731 W. 18th Street P.O. Box 560 • Nevada, IA 50201 USA

800.433.0333 • Fax 515.382.8001 • E-mail: popcorn@ManufacturedFun.com • www.ManufacturedFun.com

